

For Low Pressure (Air)

Super Cupla

Light, compact for air piping connections

Working pressure



Valve structure




Applicable fluids



The lightweight design makes the Cupla best suited to power tools! Push-to-connect for easy operation.

- Lightweight design suits direct connection to power tools. Aluminum body is adopted for some models to reduce the weight.
- Just push the plug into socket for easy one hand connection.
- Available in various end configurations for a wide range of pneumatic applications.
- Model O2S20P can be connected with sockets for Hi Cupla Models 10, 17, 20, 30 and 40.
- Also available with quick connect / disconnect Tube Fitter type.



Specifications							
Body material	Cupla : Steel (Chrome-plated), Aluminum Tube Fitter Type: Brass (Nickel-plated)						
	Thread	1/8", 1/4"					
Size	Hose barb	1/4", Urethane hose : $\phi 5 \times \phi 8$, $\phi 6.5 \times \phi 10$					
	Tube barb (Tube fitter)	Polyurethane tube: Outside Dia. $\phi 6 \pm 0.1$, $\phi 8 \pm 0.15$					
		Polyamide tube: Outside Dia. $\phi 6^{+0.05}_{-0.08}$, $\phi 8^{+0.05}_{-0.1}$					
		Fluorine contained resin tube: Outside Dia. $\phi 6 \pm 0.07$, $\phi 8 \pm 0.07$					
Working pressure	MPa	1.0					
	kgf/cm ²	10					
	bar	10					
	PSI	145					
Seal material	Nitrile rubber	Mark	NBR (SG)	Working temperature range	-20°C to +80°C	Remarks	Standard material

• Above specifications apply only to Cuplas. Working pressure, pressure resistance and working temperature range may vary depending on tube materials you use with and its working temperature range. Micro Cupla with Tube Fitter has NBR packing material only.

Max. Tightening Torque		Nm {kgf·cm}
Size (Thread)	1/8"	1/4"
Torque	7 {71}	14 {143}

Flow Direction

Air flows in either direction from plug or socket side when coupled.

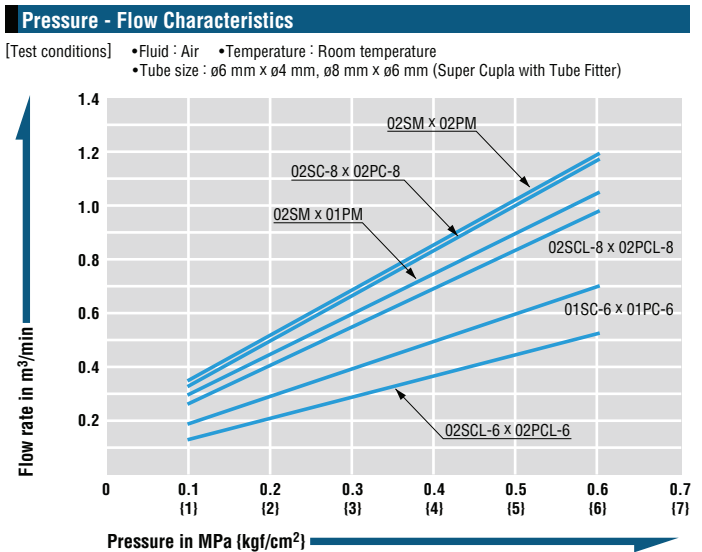
Interchangeability

Any socket and plug can be connected regardless of their sizes and end configurations.
 *Can be connected with Mold Cuplas.
 *When conversion socket+plug Model O2S20P is used, Super Cupla plugs can be connected with sockets for Hi Cupla Models 20, 30 and 40.

Min. Cross-Sectional Area (mm ²)				
Model	O1SP	O2SP	Tube Fitter Type for 6 mm OD tube	Tube Fitter Type for 8 mm OD tube
Min. cross-sectional area	19	19	12.5	19

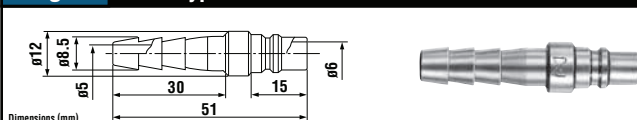
Suitability for Vacuum

Not suitable for vacuum application in either connected or disconnected condition.



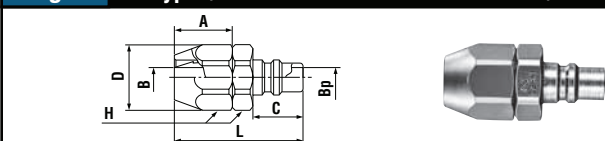
Models and Dimensions

Plug O2PH type (Hose barb)



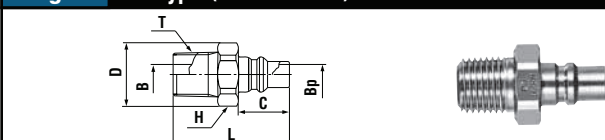
Model	Application (Hose)	Mass (g)
O2PH	1/4"	16

Plug PN type (For connection to urethane hose)



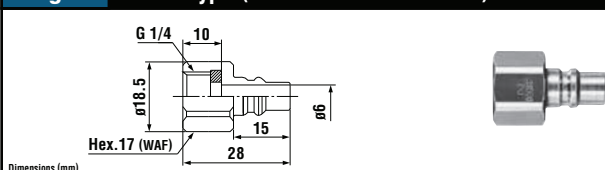
Model	Application (Hose)	Mass (g)	Dimensions (mm)						
			L	C	σD	A	H(WAF)	σBp	σB
O1PN	σ5 mm x σ8 mm	27.6	(38.5)	15	18.5	17	Hex.17	6	3.8
O2PN	σ6.5 mm x σ10 mm	27.6	(38.5)	15	18.5	17	Hex.17	6	5.3

Plug PM type (Male thread)



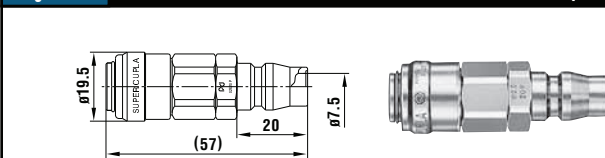
Model	Application	Mass (g)	Dimensions (mm)						
			L	C	σD	H(WAF)	T	σBp	σB
O1PM	Rc 1/8	12	31	15	-	Hex.12	R 1/8	6	5
O2PM	Rc 1/4	22.7	34	15	18.5	Hex.17	R 1/4	6	6

Plug O2PFF type (Parallel female thread)



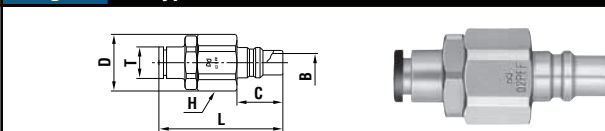
Model	Application	Mass (g)
O2PFF	G 1/4	17.7

Plug/Socket Model O2S2OP (Conversion model to connect Hi Cupla socket)



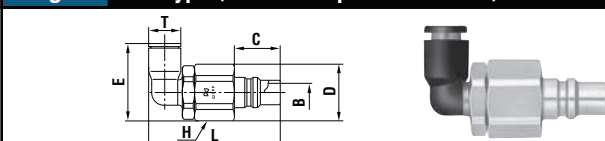
Model	Application	Mass (g)
O2S2OP	Hi Cupla (Socket)	58

Plug PC type (With Tube Fitter)



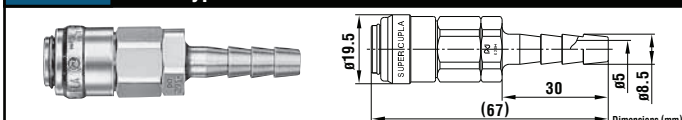
Model	Application (Tube)	Mass (g)	Dimensions (mm)						
			L	C	σD	E	H(WAF)	σT	σB
O2PC-6	6 mm OD	28.5	(40.5)	15	18.5	18.5	Hex.17	10.3	6
O2PC-8	8 mm OD	33	(47.5)	15	18.5	18.5	Hex.17	13.5	6

Plug PCL type (With L-shaped Tube Fitter)



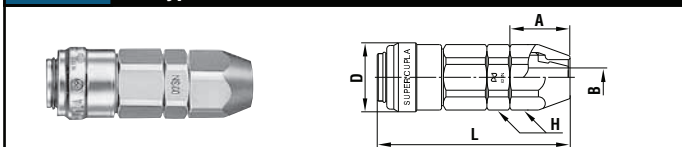
Model	Application (Tube)	Mass (g)	Dimensions (mm)						
			L	C	σD	E	H(WAF)	σT	σB
O2PCL-6	6 mm OD	29.5	(43)	15	18.5	(25.3)	Hex.17	10.5	6
O2PCL-8	8 mm OD	34.5	(46.5)	15	18.5	(32.3)	Hex.17	13.5	6

Socket O2SH type (Hose barb)



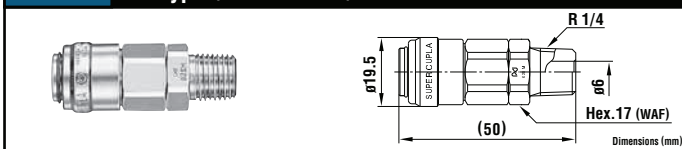
Model	Application (Hose)	Mass (g)
O2SH	1/4"	56

Socket SN type (For connection to urethane hose)



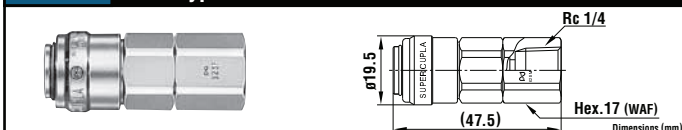
Model	Application (Hose)	Mass (g)	Dimensions (mm)				
			L	A	σD	H(WAF)	σB
O1SN	σ5 mm x σ8 mm	35	(54.5)	17	19.5	Hex.17	3.8
O2SN	σ6.5 mm x σ10 mm	35	(54.5)	17	19.5	Hex.17	5.3

Socket SM type (Male thread)



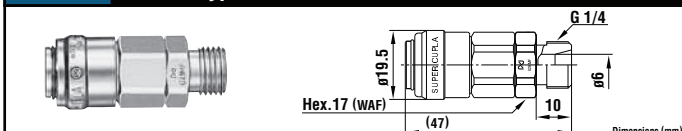
Model	Application	Mass (g)
O2SM	Rc 1/4	57

Socket O2SF type (Female thread)



Model	Application	Mass (g)
O2SF	R 1/4	26

Socket O2SMF type (Parallel male thread)



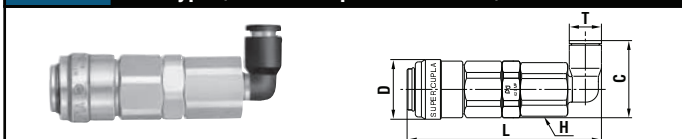
Model	Application	Mass (g)
O2SMF	G 1/4	27

Socket SC type (With Tube Fitter)



Model	Application (Tube)	Mass (g)	Dimensions (mm)		
			L	σD	σT
O2SC-6	6 mm OD	46	(65.5)	19.5	10.5
O2SC-8	8 mm OD	50.5	(70)	19.5	13.5

Socket SCL type (With L-shaped Tube Fitter)



Model	Application (Tube)	Mass (g)	Dimensions (mm)				
			L	σD	H(WAF)	C	σT
O2SCL-6	6 mm OD	47.5	(63.5)	19.5	Hex.16	(25.7)	10.3
O2SCL-8	8 mm OD	49.5	(67.7)	19.5	Hex.16	(32.8)	13.5

Socket SCB type (With Tube Fitter for panel mounting)



* T and σJ are dimensions of panel.

Model	Application (Tube)	Mass (g)	Dimensions (mm)					
			L	σD	Hs(WAF)	H(WAF)	T	σJ
O2SCB-6	6 mm OD	45.5	(71.5)	18	Hex.17	Hex.15	7 or less	12.5 ^{+0.3}
O2SCB-8	8 mm OD	46.5	(72)	21	Hex.17	Hex.18	8 or less	15.5 ^{+0.3}