

Low Voltage (DC)  
 Brush motor / Brushless motor  
 Miniature screw / Precision screw / Machine screw  
 1.0 - 3.5 mm

Lever Start / Low Voltage / Variable Speed / Soft Start

Clean room adaption  
 DLV7325 / DLV7335



# DLV7300 Series

DLV7313/7323/7333



DLV7325/7335



DLC1213A

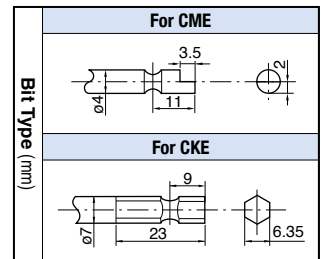


## Features

- The dedicated controller realizes high-accuracy screw tightening
  - High repeatable torque accuracy
  - The controller provides a soft start function. The initial speed at screwdriver startup can therefore be slowed down, effectively preventing screw heads from being scratched.
  - Variable speed adjustment enables to select optimum screw tightening speed.
  - DLV7325, DLV7335 meet Class 5\*1 Clean Room standards
- \*1: Based on Nitto Kohki's standard of measurement

## Specifications

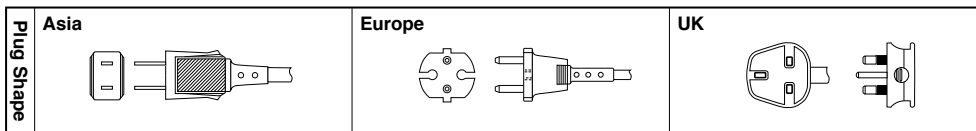
Model	Bit Shank: ø4 mm Bit Shank: Hex. 6.35 mm	Standard			Clean Room Use		
		DLV7313-CME	DLV7323-CME	DLV7333-CME	DLV7325-CME*2	DLV7335-CME*2	
Electric Screwdriver	Starting Method	Lever Start					
	Input Voltage	36 V DC					
	Torque Adjustment	Stepless					
	Torque (Nm [lbf-in])	0.03 - 0.15 [0.3 - 1.3]	0.05 - 0.5 [0.4 - 4.4]	0.3 - 1.2 [2.7 - 10.6]	0.05 - 0.5 [0.4 - 4.4]	0.3 - 1.2 [2.7 - 10.6]	
	Free Speed (min <sup>-1</sup> )	700 - 1000		500 - 700	700 - 1000	500 - 700	
	Power Consumption (W)	Approx. 35					
	Screw Size (mm)	Machine Screw	Up to 2.0	1.0 - 3.0	2.0 - 3.5	1.0 - 3.0	2.0 - 3.5
		Tapping Screw	Up to 1.7	1.2 - 2.6	2.0 - 3.0	1.2 - 2.6	2.0 - 3.0
	Mass (g [lbs])	350 [0.77]			400 [0.88]		



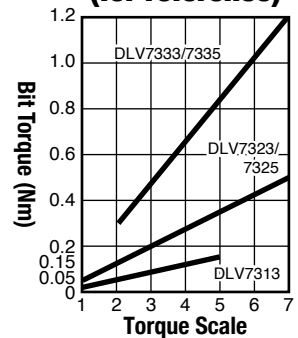
\*2: Vacuum pump for suction of screw is available as option. See page 40 for details of the vacuum pump.

Model	Features	Input Voltage	Control Function	Plug Shape	Mass (g [lbs])
DLC1213A-EN	Standard	100 V AC, 50/60 Hz	Soft start, Speed control	Asia	2300 [5.07]
DLC1213A-FE*3	Standard	115 V AC, 50/60 Hz		UK	
DLC1213A-GE	Standard	220 V AC, 50/60 Hz		Europe	
DLC1213A-GG	With CE Mark	230 V AC, 50/60 Hz		UK	
DLC1213A-GGU	With CE Mark	230 V AC, 50/60 Hz		Without Plug	
DLC1213A-HE	Standard	240 V AC, 50/60 Hz			

\*3: This model is made to order.




## Torque Diagrams (for reference)



## Standard Accessories

Model	DLV7313 -CME	DLV7323 -CME	DLV7333 -CME	DLV7323 / 31 / 33-CKE	DLV7325 -CME	DLV7335 -CME	DLV7325 / 35-CKE
Bit	NK4D No.0 × 1.8 × 44	1	-	-	-	-	-
	NK4D No.0 × 2.5 × 44	1	1	-	-	1	-
	NK4D No.1 × 3 × 44	-	-	1	-	-	1
	NK4D No.1 × 4 × 44	-	1	-	-	1	-
	NK35 No.1 × 7 × 50	-	-	-	1	-	-
	NK4D No.2 × 4 × 44	-	-	1	-	-	1
	NK36 No.2 × 4.5 × 50	-	-	-	-	-	-
NK35 No.2 × 7 × 50	-	-	-	1	-	-	-
Vacuum Sleeve	DLS2124	-	-	-	1	-	-
	DLS2127	-	-	-	1	1	-
	DLS2130	-	-	-	-	1	-
	DLS2134	-	-	-	-	-	1
	DLS2135	-	-	-	-	-	-
Suspension Bail	1						

## Optional Accessories



This minimizes tampering or accidental turning of the torque adjustment ring once the torque is set.

Torque Adjustment Ring Cover for DLV7303 DLW5500 (TD00333)

## External Dimensions

