


Low Voltage (DC)  
 Brush motor **Brushless motor**  
 Miniature screw Precision screw **Machine screw**  
 2.6 - 8.0 mm



# Delvo Brushless Type

## A Series (Low Voltage Type) Model DLV30A/45A/70A



### Features

Eco-friendly electric screwdrivers with built-in brushless motors in a low voltage (DC) profile

- Torque range from 0.4 to 7.0 Nm
- Speed range from 650 to 2000 min<sup>-1</sup>
- Both the Lever Start and Push to Start type models are available
- Equipped with a torque adjustment ring cover
- Design conforms to the RoHS Directive and thus appeals to the environmentally conscious user
- Easily detachable Pistol Grip DLW2300ESD (TD01965) comes with the unit as a standard accessory (DLV45A/70A)
- ESD (electrostatic discharge) protection structure

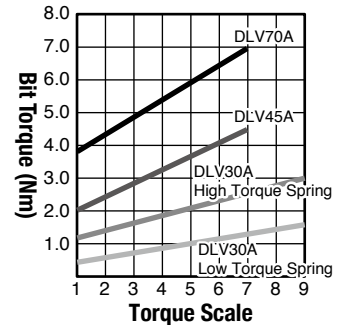
### Specifications

		Low Speed	Standard	High Speed	Low Speed	Standard	Low Speed	
Model	Bit	DLV30A06L-AY : K	DLV30A12L-AY : K	DLV30A20L-AY : K	DLV45A06L-AY : K	DLV45A12L-AY : K	DLV70A06L-AY : K	
	Lever Start	DLV30A06L-AY : K	DLV30A12L-AY : K	DLV30A20L-AY : K	DLV45A06L-AY : K	DLV45A12L-AY : K	DLV70A06L-AY : K	
Power Source		DEA0151N-AZ or DEA0241N-AZ		DEA0241N-AZ	DEA0151N-AZ or DEA0241N-AZ		DEA0241N-AZ	
Torque Adjustment		Stepless						
Torque (Nm [lbf-in])	Low Torque Spring*1	0.4 - 1.6 [3.5 - 14.2]			2.0 - 4.5 [17.7 - 39.8]		3.8 - 7.0 [33.6 - 62.0]	
	High Torque Spring*2	1.2 - 3.0 [10.6 - 26.6]						
Free Speed (min <sup>-1</sup> )		650	1200	2000	650	1200	650	
Power Consumption (W)		44						
Screw Size (mm)	Machine Screw	2.6 - 5.0			4.5 - 6.0		5.0 - 8.0	
	Tapping Screw	2.5 - 4.0			4.0 - 5.0		4.5 - 6.0	
Mass (g [lbs])		690 [1.52]			840 [1.85] (with Pistol Grip)			
Standard Accessories		• Bit NK35(No.2 × 7 × 75): 1 pc. • Suspension Bail: 1 pc.		• Low Torque Spring: 1 pc. • Connection Cord (DLW9073): 1 pc.	• Bit NK35(No.2 × 7 × 75): 1 pc. • Connection Cord (DLW9073): 1 pc. • Suspension Bail: 1 pc. • Pistol Grip (DLW2300ESD): 1 pc.			

Power Supply	Model	DEA0151N-AZ	DEA0241N-AZ	Bit Type
Input		100 - 240 V AC, 50/60 Hz		
Output		40 V DC		
Maximum Rated Power (W)		150	240	
Mass (kg)		0.56	0.9	

\*1: Standard Accessory \*2: Installed

### Torque Diagrams (for reference)



\*The power cord is sold separately. Ask us for the required power cord when ordering.

Please contact us for 5 mm bit type.

### Optional Accessories



### External Dimensions

•DLV30A□P

•DLV30A□L

•DLV45A□P/DLV70A□P

•DLV45A□L/DLV70A□L

unit: mm [inch]


(See page 12 for external dimensions of power supply DEA0151N-AZ and DEA0241N-AZ)

Transformerless (AC)  
 Brush motor **Brushless motor**  
 Miniature screw Precision screw **Machine screw**  
 2.6 - 8.0 mm



# Delvo Brushless Type

## A Series (Transformerless Type) Model DLV30A/45A/70A



### Features

Eco-friendly electric screwdrivers with built-in brushless motors in a transformerless profile

- Torque range from 0.4 to 7.0 Nm
- Speed range from 650 to 2000 min<sup>-1</sup>
- Both the Lever Start and Push to Start type models are available
- Equipped with a torque adjustment ring cover
- Design conforms to the RoHS Directive and thus appeals to the environmentally conscious user
- Easily detachable Pistol Grip DLW2300 (TD00335) comes with the unit as a standard accessory (DLV45A/70A)

### Specifications

		Low Speed	Standard	High Speed	Low Speed	Standard	Low Speed
Model	Bit	DLV30A06L-AB : K	DLV30A12L-AB : K	DLV30A20L-AB : K	DLV45A06L-AB : K	DLV45A12L-AB : K	DLV70A06L-AB : K
	Lever Start	DLV30A06L-AB : K	DLV30A12L-AB : K	DLV30A20L-AB : K	DLV45A06L-AB : K	DLV45A12L-AB : K	DLV70A06L-AB : K
	Push to Start	DLV30A06P-AB : K	DLV30A12P-AB : K	DLV30A20P-AB : K	DLV45A06P-AB : K	DLV45A12P-AB : K	DLV70A06P-AB : K
Input Voltage		230 V AC, 50/60 Hz					
Torque Adjustment		Stepless					
Torque (Nm [lbf-in])	Low Torque Spring*1	0.4 - 1.6 [3.5 - 14.2]			2.0 - 4.5 [17.7 - 39.8]		3.8 - 7.0 [33.6 - 62.0]
	High Torque Spring*2	1.2 - 3.0 [10.6 - 26.6]					
Free Speed (min <sup>-1</sup> )		650	1200	2000	650	1200	650
Power Consumption (W)		Approx. 45					
Screw Size (mm)	Machine Screw	2.6 - 5.0			4.5 - 6.0		5.0 - 8.0
	Tapping Screw	2.5 - 4.0			4.0 - 5.0		4.5 - 6.0
Mass (g [lbs])		700 [1.54]					
Standard Accessories		• Bit NK35(No.2 × 7 × 75): 1 pc. • Suspension Bail: 1 pc. • Low Torque Spring: 1 pc. • Bit NK35(No.2 × 7 × 75): 1 pc. • Suspension Bail: 1 pc. • Pistol Grip (DLW2300)					

**Bit Type**

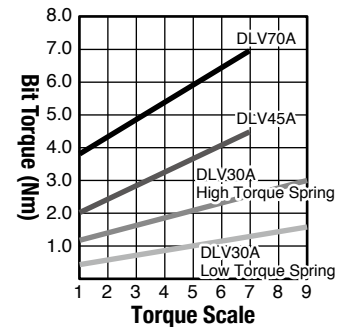
unit: mm

**Plug Shape**

Europe

\*1: Standard Accessory  
 \*2: Installed

### Torque Diagrams (for reference)



Please contact us for 5 mm bit type.

### Optional Accessories

**Pistol Grip**  
DLW2300 (Non-ESD)

**Torque Adjustment Ring Cover**

DLW5202 DLW5201 (Non-ESD)

### External Dimensions

•DLV30A□P

•DLV30A□L

•DLV45A□P/70A06P

•DLV45A□L/70A06L

unit: mm [inch]

Low Voltage (DC)  
 Brush motor **Brushless motor**  
 Miniature screw **Precision screw** Machine screw  
**1.0 - 4.0 mm**



# Delvo Brushless Type

## DLV02/12/16 Series



### Features

#### Brushless motors are incorporated for maximum tool life

- Ergonomic grip offers greater operator comfort and increased maneuverability
- Grounded bit system standard
- Clear plastic torque adjustment cover provided as standard accessory (DLV02/12/16SL-CKE)
- ESD (electrostatic discharge) protection structure (DLV02/12/16SL-BKE)
- Compliant with CE standards
- Controllers feature an overload detection function. When an overload is detected, the controller stops the screwdriver. Operation can be resumed after the screwdriver is unloaded, and the lever released (DLC16S)
- Universal input voltage from 100 to 240 V AC for easy installation (DLC16S)
- Variable speed adjustment enables you to select optimum screw tightening speed (DLC16S)

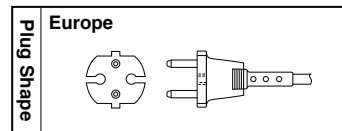
### Specifications

Model	Standard Type	DLV02SL-CKE	DLV12SL-CKE	DLV16SL-CKE
	ESD Protection Type	DLV02SL-BKE	DLV12SL-BKE	DLV16SL-BKE
<b>Starting Method</b>	Lever Start			
<b>Input Voltage</b>	20 - 30 V DC			
<b>Torque Adjustment</b>	Stepless			
<b>Torque</b> (Nm [lbf-in])	0.03 - 0.2 [0.3 - 1.8]	0.15 - 1.2 [1.3 - 10.6]	0.2 - 1.6 [1.8 - 14.2]	
<b>Free Speed</b> (min <sup>-1</sup> )	700 - 1000			
<b>Power Consumption</b> (W)	48			
<b>Screw Size</b> (mm)	Machine Screw	1.0 - 2.2	1.4 - 3.0	2.2 - 4.0
	Tapping Screw	1.0 - 2.0	1.4 - 2.6	2.0 - 3.0
<b>Mass</b> (g [lbs])	470 [1.04]			

Bit Type

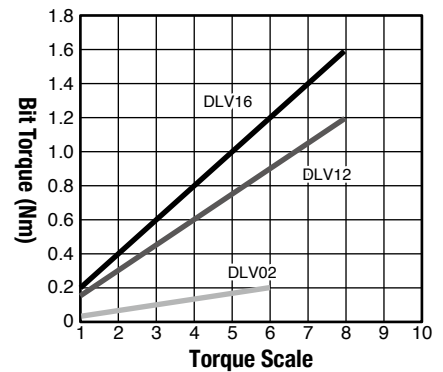
Model	DLC16S-WGB
<b>Input Voltage</b>	100 - 240 V AC, 50/60 Hz
<b>Output Voltage</b>	20 - 30 V DC
<b>Function</b>	Speed Control
<b>Mass</b> (g [lbs])	380 [0.84]



### Standard Accessories

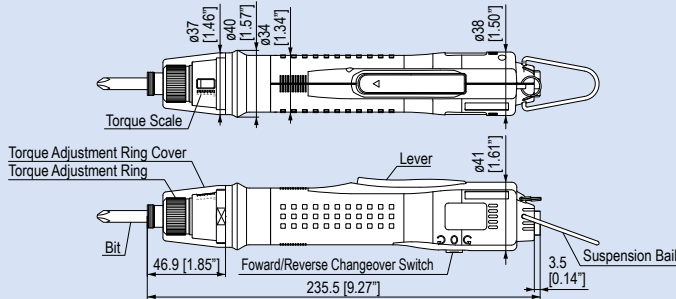
Model	DLV02	DLV12	DLV16
<b>Bit NK36</b>	No.0 x 3.8 x 50	1	-
	No.1 x 3.8 x 50	-	1
	No.2 x 4.5 x 50	-	1
<b>Connection Cord</b>		1	
<b>Suspension Bail</b>		1	

### Torque Diagrams (for reference)

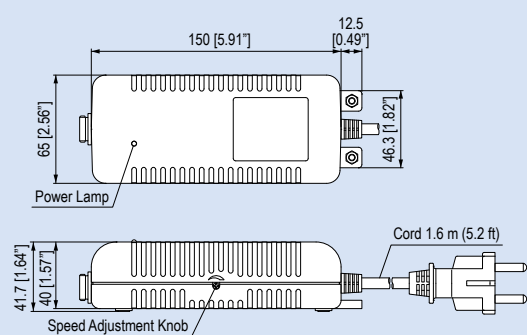


### External Dimensions

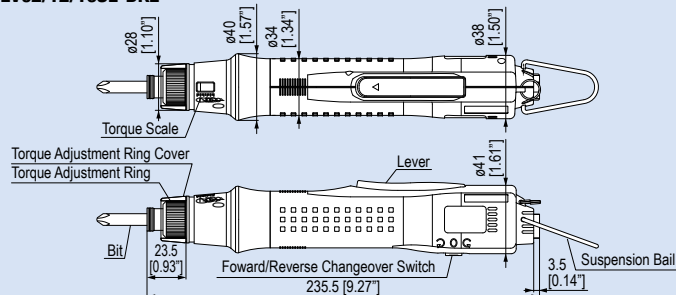
#### •DLV02/12/16SL-CKE



#### •DLC16S-WGB



#### •DLV02/12/16SL-BKE



unit: mm [inch]