

# No. AD-4 N Air Dusters



2 types are available to meet a variety of needs.

A perfect amalgamation of materials with ergonomic design has made easy-to-use products for all applications of blowing and drying work.



**No. AD-4 N**  
**Air Dusters**

VESSEL's air dusters boast aluminum die-cast bodies that are light and strong, a wide selection of replaceable nozzles such as extra-long nozzles, flexible nozzles, nozzles with flanges, and a protector to prevent loosening of the handle lever.

Standard Nozzle **AD-4 N** Standard Type.

Flow Volume Adjustment Nozzle **AD-4 J** Can control air flow.





High Volume Nozzle **AD-4 M** Booster nozzle with a higher spraying pressure.  
→See 175P One point

Brushing Nozzle **AD-4 B** Powerfully sweeps out particles with a sturdy brush.  
→See 175P One point



Long Nozzle **AD-4 N** For working in deep and distant places.

Flexible Nozzle **AD-4 NF** Bendable nozzle.



Model No.	Nozzle Type	Nozzle Inner Dia. (mm)	Air Consumption (ℓ/min)	Overall Length (mm)	Weight (g)	Air Hose Connection	Outer Ctn.	Card/ Box Size (mm)	EDP No.
AD-4 N	Standard Nozzle	2	180	125	235	Coupling	20	in paper box 110×173	141180
AD-4 N-PB	Standard Nozzle	2	180	125	235	Coupling	10	185×160	141181
AD-4 N-PT	Standard Nozzle	2	180	125	235	1/4 Hose	10	185×160	141182
AD-4 J	Flow Adjustment Nozzle	2	150	130	240	Coupling	20	in paper box 110×173	141183
AD-4 J-PB	Flow Adjustment Nozzle	2	150	130	240	Coupling	10	185×160	141184
AD-4 J-PT	Flow Adjustment Nozzle	2	150	130	240	1/4 Hose	10	185×160	141185
AD-4 M	High Volume Nozzle	2×1pc,0.8×4pcs.	240	125	228	Coupling	20	in paper box 110×173	141187
AD-4 B	Brushing Nozzle	2	180	170	248	Coupling	10	in paper box 115×220	141186
AD-4 N-150	Long Nozzle	2.5	180	275	248	Coupling	10	in paper box 140×300	141188
AD-4 N-200	Long Nozzle	2.5	180	325	253	Coupling	10	in paper box 140×450	141189
AD-4 N-300	Long Nozzle	2.5	180	425	260	Coupling	10	in paper box 140×450	141190
AD-4 NF-150	Flexible Nozzle ※	2.3	180	275	260	Coupling	10	in paper box 140×300	141191
AD-4 NF-300	Flexible Nozzle ※	2.3	180	425	274	Coupling	10	in paper box 140×450	141193

•Power source: compressed air •Working air pressure: 0.5MPa •Max. working pressure: 0.7MPa •Working temperature range: 0-60°C (32-140°F) •Working air hose I.D.: φ4mm and more  
•Overall length and weight: Air coupler included. ※It can be bent freely due to the built-in copper tube. (Do not bend it at a steep angle.)



HAND TOOLS

BITS & SOCKETS

ELECTRIC TOOLS

AIR TOOLS

STATIC SOLUTIONS

GASOLINE ENGINE TOOLS

# PU Tubing

Polyurethane's **3 specific materials** - ether, ester and food-grade "crystal" - offer excellent flexibility and outstanding use in a wide range of applications, allowing for up to **50% space reduction** when compared to semi-rigid PA tubing.

## Product Advantages

### Excellent Mechanical Properties

- Consistent tensile strength for optimum longevity
- Optimal bend radius
- Good vibration absorption
- Unsurpassed abrasion resistance for a single layer tubing
- UV-resistant
- Superior vacuum capability due to surface hardness
- Remaining length marking
- Silicone-free



### 3 Material Grades

- PU ester: perfect for pneumatic applications
- PU ether: no water absorption ; superior chemical resistance to PU ester
- PU ether food-grade "crystal":
  - identification of fluids and circuits
  - chemical resistance superior to PU ether
  - improved longevity

Applications

- Food Process
- Robotics
- Cabling
- Pneumatics
- Automation
- In-Plant Automotive
- Rapid Cycles

## Technical Characteristics

<b>Compatible Fluids</b>	Compressed air, industrial fluids (depending on the material type)
<b>Working Pressure</b>	Vacuum to 12 bar
<b>Working Temperature</b>	-20°C to +70°C
<b>Component Materials</b>	Polyurethane ester Polyurethane ether Polyurethane ether food-grade "crystal"

### Regulations

#### Industrial

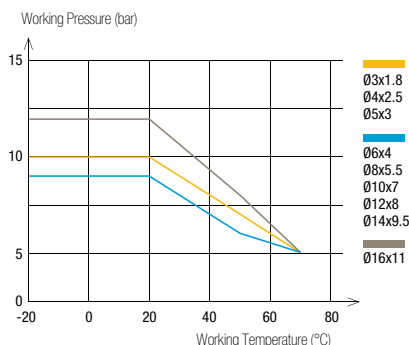
- DI: 2002/95/EC (RoHS), 2011/65/EC
- DI: 97/23/EC (PED)
- RG: 1907/2006 (REACH)

#### Food (PU ether food-grade "crystal")

- FDA: 21 CFR 177.2600, 178.3297, 176.170, 178.2010
- RG: 1935/2004 EC

Reliable performance is dependent upon the type of fluid conveyed and fittings being used. Use is guaranteed with a vacuum of 755 mm Hg (99% vacuum).

### Performance of PU Tubing



Tube O.D.	Tube O.D. Tolerance
3 to 8 mm	+0.10 / -0.10
10 to 16 mm	+0.15 / -0.15

#### Packaging








Tube pack\*: 25 m, 100 m  
Drum: 300 m, 500 m, 1000 m

Connected to Parker Legris push-in fittings, the calibration of PU tubing ensures perfect sealing based on NF E49-101.

To calculate burst pressure, the values in this graph should be multiplied by 3.

## 1025U Polyurethane (PU) Ester Tubing








Tubepack® 25 m

O.D. (mm)	I.D. (mm)								kg
3	1.8	8	1025U03 01 18						0.020
4	2.5	10	1025U04 01	1025U04 02	1025U04 03	1025U04 04	1025U04 05	1025U04 06	0.310
5	3	13	1025U05 01			1025U05 04			0.522
6	4	15	1025U06 01	1025U06 02	1025U06 03	1025U06 04	1025U06 05	1025U06 06	0.591
8	5.5	20	1025U08 01	1025U08 02	1025U08 03	1025U08 04	1025U08 05	1025U08 06	0.971
10	7	25	1025U10 01	1025U10 02		1025U10 04	1025U10 05	1025U10 06	1.467
12	8	35	1025U12 01	1025U12 02		1025U12 04	1025U12 05	1025U12 06	2.406
14	9.5	45	1025U14 01 95			1025U14 04 95			2.815
16	11	45	1025U16 01 11	1025U16 02 11	1025U16 03 11	1025U16 04 11			2.815

Inch tubing available upon request

## 1100U Polyurethane (PU) Ester Tubing








Tubepack® 100 m

O.D. (mm)	I.D. (mm)								kg
4	2.5	10	1100U04 01	1100U04 02	1100U04 03	1100U04 04	1100U04 05	1100U04 06	1.092
5	3	13	1100U05 01			1100U05 04			1.092
6	4	15	1100U06 01	1100U06 02	1100U06 03	1100U06 04	1100U06 05	1100U06 06	2.064
8	5.5	20	1100U08 01	1100U08 02	1100U08 03	1100U08 04	1100U08 05	1100U08 06	3.610
10	7	25	1100U10 01			1100U10 04			6.105
12	8	35	1100U12 01			1100U12 04			8.610
14	9.5	45	1100U14 01 95			1100U14 04 95			11.215
16	11	45	1100U16 01 11	1100U16 02 11	1100U16 03 11	1100U16 04 11			12.176

Inch tubing available upon request








## 2003U Polyurethane (PU) Ester Tubing

Drum 300 m

O.D. (mm)	I.D. (mm)								kg
10	7	25	2003U10 01	2003U10 02	2003U10 03	2003U10 04	2003U10 05	2003U10 06	16.600








## 2005U Polyurethane (PU) Ester Tubing

Drum 500 m

O.D. (mm)	I.D. (mm)								kg
8	5.5	20	2005U08 01	2005U08 02	2005U08 03	2005U08 04	2005U08 05		17.100

## 2010U Polyurethane (PU) Ester Tubing









Drum 1000 m

O.D. (mm)	I.D. (mm)								kg
4	2.5	12	2010U04 01	2010U04 02	2010U04 03	2010U04 04	2010U04 05	2010U04 06	9.840
6	4	15	2010U06 01	2010U06 02	2010U06 03	2010U06 04	2010U06 05	2010U06 06	20.460

# PU Tubing









## 1025U..R Polyurethane (PU) Ether Tubing

Tubepack® 25 m

O.D. (mm)	I.D. (mm)									kg
4	2.5	12	1025U04R01	1025U04R04	1025U04R08	1025U04R12	1025U04R13	1025U04R14	1025U04R17	0.310
5	3	13			1025U05R08					0.522
6	4	15	1025U06R01	1025U06R04	1025U06R08	1025U06R12	1025U06R13	1025U06R14	1025U06R17	0.591
8	5.5	20	1025U08R01	1025U08R04	1025U08R08	1025U08R12	1025U08R13	1025U08R14	1025U08R17	0.971
10	7	25	1025U10R01	1025U10R04	1025U10R08			1025U10R14		1.467
12	8	35	1025U12R01	1025U12R04	1025U12R08			1025U12R14		2.406
14	9.5	45		1025U14R01 95	1025U14R04 95					2.815
16	11	45			1025U16R08 11					2.815





## 1100U..R Polyurethane (PU) Ether Tubing

Tubepack® 100 m

O.D. (mm)	I.D. (mm)									kg
4	2.5	12	1100U04R01	1100U04R04	1100U04R08	1100U04R12	1100U04R13	1100U04R14	1100U04R17	1.092
6	4	15	1100U06R01	1100U06R04	1100U06R08	1100U06R12	1100U06R13	1100U06R14	1100U06R17	2.064
8	5.5	20	1100U08R01	1100U08R04	1100U08R08	1100U08R12	1100U08R13	1100U08R14	1100U08R17	3.610
10	7	25			1100U10R08			1100U10R14		6.109
12	8	35			1100U12R04			1100U12R08		8.610
14	9.5	45			1100U14R08 95					11.215
16	11	45			1100U16R08 11					12.176





## 2003U..R Polyurethane (PU) Ether Tubing

Drum 300 m

O.D. (mm)	I.D. (mm)					kg
10	7	25	2003U10R01	2003U10R04	2003U10R08	16.600





## 2005U..R Polyurethane (PU) Ether Tubing

Drum 500 m

O.D. (mm)	I.D. (mm)					kg
8	5.5	20	2005U08R01	2005U08R04	2005U08R08	15.600

## 2010U..R Polyurethane (PU) Ether Tubing

Drum 1000 m

O.D. (mm)	I.D. (mm)					kg
4	2.5	12	2010U04R01	2010U04R04	2010U04R08	8.670
6	4	15	2010U06R01	2010U06R04	2010U06R08	18.600

# PU Recoil Tubing

With its small coil diameter and good impact resistance, this polyurethane recoil tubing is perfect for installations requiring **flexibility** in confined spaces. Good resistance to shock and abrasion, together with a design integrating straight ends, allow for **easy and safe operation** of pneumatic equipment.

## Product Advantages

### Excellent Mechanical Properties

- Excellent coil memory
- Abrasion-resistant
- Perfect for rapid cycling applications
- Consistent tensile strength
- Optimum longevity
- Low pressure drop
- Lightweight with plastic protection spring
- Silicone-free

### Comprehensive Range

- Available in 2 materials: PU ester and PU ether
- With or without pre-assembled fittings
- Pre-assembled plastic or metal protection springs to prevent damage to equipment and tubing



**Applications**

- Workshops
- Tooling
- Pneumatics
- Motion Technologies
- Robotics
- Industrial Machinery

## Technical Characteristics

<b>Compatible Fluids</b>	Compressed air
<b>Working Pressure</b>	0 to 10 bar
<b>Working Temperature</b>	-20°C to +70°C (assembled tubing)
<b>Component Materials</b>	Polyurethane (52 Shore D)

### Regulations

**Industrial**  
 NF E49-101  
 DI: 2002/95/EC (RoHS), 2011/65/EC  
 DI: 97/23/EC (PED)  
 RG: 1907/2006 (REACH)

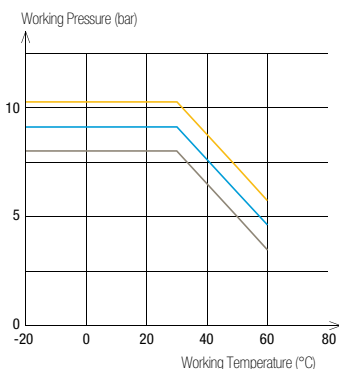
### Packaging

Plastic bags: from 2 m to 7.5 m

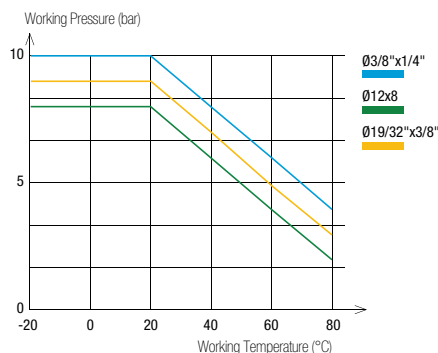
Reliable performance is dependent upon the type of fluid conveyed and fittings being used.

### Performance of PU Recoil Tubing

#### PU Ester Recoil Tubing






#### PU Ether Recoil Tubing



Tube O.D.	Tube I.D.	Tube O.D. Tolerance
4 to 8 mm	2.5 to 5.5 mm	+0.10 / -0.10
10 to 12 mm	7 to 8 mm	+0.15 / -0.15
3/8" and 19/32"	1/4" and 3/8"	+/- 0.005"




To calculate burst pressure, the values in these graphs should be multiplied by 3.

## 1470U Polyurethane (PU) Ester Recoil Tubing 2 m, Male BSPT Fitting

O.D. (mm)	I.D. (mm)	BSPT Thread				Total Closed Length (mm)	O.D. of Coil (mm)	kg
4	2.5	R1/8	<a href="#">1470U04 03 10</a>	<a href="#">1470U04 04 10</a>	<a href="#">1470U04 05 10</a>	595	24	0.060
6	4	R1/4	<a href="#">1470U06 03 13</a>	<a href="#">1470U06 04 13</a>	<a href="#">1470U06 05 13</a>	630	32	0.060
8	5	R1/4	<a href="#">1470U08 03 13</a>	<a href="#">1470U08 04 13</a>	<a href="#">1470U08 05 13</a>	780	42	0.120
10	7	R1/4	<a href="#">1470U10 03 13</a>	<a href="#">1470U10 04 13</a>	<a href="#">1470U10 05 13</a>	780	62	0.160
12	8	R3/8	<a href="#">1470U12 03 17</a>	<a href="#">1470U12 04 17</a>	<a href="#">1470U12 05 17</a>	780	65	0.190




Length of long straight section, O.D. < 8 mm: 300 mm; Length of long straight section, O.D. ≥ 8 mm: 500 mm; Length of short straight section, for all O.D.: 100 mm

## 1471U Polyurethane (PU) Ester Recoil Tubing 4 m, Male BSPT Fitting

O.D. (mm)	I.D. (mm)	BSPT Thread				Total Closed Length (mm)	O.D. of Coil (mm)	kg
4	2.5	R1/8	<a href="#">1471U04 03 10</a>	<a href="#">1471U04 04 10</a>	<a href="#">1471U04 05 10</a>	785	24	0.100
6	4	R1/4	<a href="#">1471U06 03 13</a>	<a href="#">1471U06 04 13</a>	<a href="#">1471U06 05 13</a>	850	32	0.160
8	5	R1/4	<a href="#">1471U08 03 13</a>	<a href="#">1471U08 04 13</a>	<a href="#">1471U08 05 13</a>	1000	42	0.200
10	7	R1/4	<a href="#">1471U10 03 13</a>	<a href="#">1471U10 04 13</a>	<a href="#">1471U10 05 13</a>	1000	62	0.230
12	8	R3/8	<a href="#">1471U12 03 17</a>	<a href="#">1471U12 04 17</a>	<a href="#">1471U12 05 17</a>	1140	65	0.260


Length of long straight section, O.D. < 8 mm: 300 mm; Length of long straight section, O.D. ≥ 8 mm: 500 mm; Length of short straight section, for all O.D.: 100 mm

## 1472U Polyurethane (PU) Ester Recoil Tubing 6 m, Male BSPT Fitting

O.D. (mm)	I.D. (mm)	BSPT Thread				Total Closed Length (mm)	O.D. of Coil (mm)	kg
8	5	R1/4	<a href="#">1472U08 03 13</a>	<a href="#">1472U08 04 13</a>	<a href="#">1472U08 05 13</a>	1230	42	0.280
10	7	R1/4	<a href="#">1472U10 03 13</a>	<a href="#">1472U10 04 13</a>	<a href="#">1472U10 05 13</a>	1140	62	0.295
12	8	R3/8	<a href="#">1472U12 03 17</a>	<a href="#">1472U12 04 17</a>	<a href="#">1472U12 05 17</a>	1190	65	0.310


Length of long straight section, O.D. < 8 mm: 300 mm; Length of long straight section, O.D. ≥ 8 mm: 500 mm; Length of short straight section, for all O.D.: 100 mm

## 1460U Polyurethane (PU) Ester Recoil Tubing 2 m

O.D. (mm)	I.D. (mm)		Total Closed Length (mm)	O.D. of Coil (mm)	kg
8	5	<a href="#">1460U08 04</a>	780	42	0.064
10	7	<a href="#">1460U10 04</a>	780	62	0.122
12	8	<a href="#">1460U12 04</a>	780	65	0.172


Length of long straight section, O.D. < 8 mm: 300 mm; Length of long straight section, O.D. ≥ 8 mm: 500 mm; Length of short straight section, for all O.D.: 100 mm

## 1461U Polyurethane (PU) Ester Recoil Tubing 4 m

O.D. (mm)	I.D. (mm)		Total Closed Length (mm)	O.D. of Coil (mm)	kg
8	5	<a href="#">1461U08 04</a>	1000	42	0.128
10	7	<a href="#">1461U10 04</a>	1000	62	0.244
12	8	<a href="#">1461U12 04</a>	1000	65	0.344

Length of long straight section, O.D. < 8 mm: 300 mm; Length of long straight section, O.D. ≥ 8 mm: 500 mm; Length of short straight section, for all O.D.: 100 mm


## 1462U Polyurethane (PU) Ester Recoil Tubing 6 m

O.D. (mm)	I.D. (mm)		Total Closed Length (mm)	O.D. of Coil (mm)	kg
8	5	<a href="#">1462U08 04</a>	1230	42	0.192
10	7	<a href="#">1462U10 04</a>	1140	62	1.246
12	8	<a href="#">1462U12 04</a>	1190	65	0.280


Length of long straight section, O.D. < 8 mm: 300 mm; Length of long straight section, O.D. ≥ 8 mm: 500 mm; Length of short straight section, for all O.D.: 100 mm

# PU Recoil Tubing


## 1445U..R Recoil Polyurethane (PU) Ether Tubing 3 m, Male BSPP Fitting

O.D. (mm)	I.D. (mm)	BSPP Thread		Total Closed Length (mm)	O.D. of Coil (mm)	kg
8	5	G1/4	<a href="#">1445U08R04 13</a>	819	40	0.170
3/8"	1/4"	G1/4	<a href="#">1445U60R04 13</a>	769	60	0.230
12	8	G3/8	<a href="#">1445U12R04 17</a>	789	80	0.310
14	9.5	G3/8	<a href="#">1445U14R04 17</a>	759	110	0.460


## 1441U..R Recoil Polyurethane (PU) Ether Tubing 4 m, Male BSPP Fitting

O.D. (mm)	I.D. (mm)	BSPP Thread		Total Closed Length (mm)	O.D. of Coil (mm)	kg
8	5	G1/4	<a href="#">1441U08R04 13</a>	889	40	0.220
3/8"	1/4"	G1/4	<a href="#">1441U60R04 13</a>	819	60	0.260
12	8	G3/8	<a href="#">1441U12R04 17</a>	849	80	0.400
14	9.5	G3/8	<a href="#">1441U14R04 17</a>	809	110	0.554

## 1442U..R Recoil Polyurethane (PU) Ether Tubing 6 m, Male BSPP Fitting

O.D. (mm)	I.D. (mm)	BSPP Thread		Total Closed Length (mm)	O.D. of Coil (mm)	kg
8	5	G1/4	<a href="#">1442U08R04 13</a>	1029	40	0.340
3/8"	1/4"	G1/4	<a href="#">1442U60R04 13</a>	929	60	0.360
12	8	G3/8	<a href="#">1442U12R04 17</a>	969	80	0.530
14	9.5	G3/8	<a href="#">1442U14R04 17</a>	909	110	0.920

## 1447U..R Recoil Polyurethane (PU) Ether Tubing 7.5 m, Male BSPP Fitting

O.D. (mm)	I.D. (mm)	BSPP Thread		Total Closed Length (mm)	O.D. of Coil (mm)	kg
8	5	G1/4	<a href="#">1447U08R04 13</a>	1134	40	0.420
3/8"	1/4"	G1/4	<a href="#">1447U60R04 13</a>	1009	60	0.460
12	8	G3/8	<a href="#">1447U12R04 17</a>	1059	80	0.600
14	9.5	G3/8	<a href="#">1447U14R04 17</a>	984	110	1.150

# Industrial Valves

## Ball Valves, Universal Series

(P. 6-8)



**Fluids:** compressed air, slightly corrosive fluids

**Materials:** nickel-plated forged brass

**Pressure:** 40 bar

**Temperature:** -20°C to +80°C

**DN:** 4 mm to 40 mm

## Ball Valves, Universal Series, Vented

(P. 6-13)



**Fluids:** compressed air, slightly corrosive fluids

**Materials:** nickel-plated forged brass

**Pressure:** 40 bar

**Temperature:** -20°C to +80°C

**DN:** 4 mm to 23 mm

## Ball Valves, Universal Series, Lockable

(P. 6-15)



**Fluids:** compressed air, slightly corrosive fluids

**Materials:** nickel-plated forged brass, galvanised steel and epoxy locking system

**Pressure:** 40 bar

**Temperature:** -20°C to +80°C

**DN:** 4 mm to 23 mm

## Ball Valves, Universal Customised Series

(P. 6-9)



**Fluids:** compressed air, many fluids

**Materials:** nickel-plated forged brass, choice of seal material (NBR, EPDM, FKM, PTFE...)

**Pressure:** 40 bar

**Temperature:** -20°C to +100°C

**DN:** 4 mm to 40 mm

## Ball Valves, Universal Light Series

(P. 6-16)



**Fluids:** compressed air, slightly corrosive fluids

**Materials:** forged brass or nickel-plated forged brass

**Pressure:** 12 bar

**Temperature:** -20°C to +80°C

**DN:** 4 mm to 13 mm

## Ball Valves, DVGW Series

(P. 6-20)



**Fluids:** compressed air, water, gas

**Materials:** nickel-plated forged brass

**Pressure:** 40 bar

**Temperature:** -40°C to +170°C

**DN:** 8 mm to 50 mm

## Ball Valves, Standard Series

(P. 6-22)



**Fluids:** compatible fluids

**Materials:** nickel or chromium-plated brass with PTFE seal

**Pressure:** 35 bar

**Temperature:** -20°C to +130°C

**DN:** 8 mm to 100 mm

## Ball Valves, Stainless Steel Series

(P. 6-28)



**Fluids:** all fluids

**Materials:** 316L stainless steel

**Pressure:** 65 bar

**Temperature:** -20°C to +150°C

**DN:** 8 mm to 50 mm

## Ball Valves, Stainless Steel Light Series

(P. 6-28)



**Fluids:** all fluids

**Materials:** 316L stainless steel

**Pressure:** 65 bar

**Temperature:** -20°C to +120°C

**DN:** 4 mm to 10 mm

# Industrial Valves

## Ball Valves, High Pressure Series

[P. 6-30]



**Fluids:** lubricants, gases  
**Materials:** zinc-plated brass  
**Pressure:** 300 bar  
**Temperature:** -15°C to +80°C  
**DN** : 7 mm to 13 mm

## Ball Valves, Mini Series

[P. 6-32]



**Fluids:** compressed air  
**Materials:** technical polymer  
**Pressure:** 10 bar  
**Temperature:** -20°C to +80°C  
**DN** : 4 mm to 12 mm

## Ball Valves, LIQUIfit®

[P. 6-34]



**Fluids:** water, beverages, CO<sub>2</sub>, inert gases  
**Materials:** polypropylene, EPDM seal  
**Pressure:** 10 bar  
**Temperature:** -15°C to +100°C  
**Tube Ø:** 1/4" and 3/8"

## Needle Valves, Brass

[P. 6-37]



**Fluids:** compressed air, industrial fluids  
**Materials:** shot-blasted forged brass, nickel-plated  
**Pressure:** 120 bar  
**Temperature:** -20°C to +100°C  
**DN** : 4 mm to 10 mm

## Needle Valves, Stainless Steel

[P. 6-41]



**Fluids:** all fluids  
**Materials:** 316L stainless steel  
**Pressure:** 400 bar  
**Temperature:** -20°C to +180°C  
**DN** : 3 mm to 6 mm

## Butterfly Valves

[P. 6-42]



**Fluids:** compressed air, abrasive fluids  
**Materials:** shot-blasted forged brass, nickel-plated  
**Pressure:** 16 bar  
**Temperature:** -20°C to +80°C  
**DN** : 6 mm to 18 mm

## Axial Valves

[P. 6-45]



**Fluids:** compressed air, industrial fluids  
**Materials:** nickel-plated brass  
**Pressure:** 10 bar  
**Temperature:** -20°C to +135°C  
**Threads :** 3/8" to 2"

# Ball Valve Range

## Universal and Universal Customised Series

### In-Line

**0402** 2/2 Page 6-10  
**0401** 2/2 Page 6-10  
**0400** 2/2 Page 6-10  
**0411** 2/2 Page 6-10  
**0414** 2/2 Page 6-10



### In-Line with Fixing Holes and Panel Mounting

**0446** 2/2 Page 6-11  
**6402** 2/2 Page 6-11  
**6401** 2/2 Page 6-11



### Right-Angled

**0472** 2/2 Page 6-11  
**0471** 2/2 Page 6-11



### In-Line, 3-Way

**0482** 3/3 Page 6-12  
**0483** 3/3 Page 6-12



### In-Line, 3-Way with Fixing Holes and Panel Mounting

**0448** 3/3 Page 6-12  
**0452** 3/2 Page 6-12



## Universal Series, Vented

### In-Line

**0489** 3/2 Page 6-13  
**0449** 3/2 Page 6-13  
**0469** 3/2 Page 6-13



### Right-Angled

**0462** 3/2 Page 6-14  
**0461** 3/2 Page 6-14



## Universal Lockable Series

### In-Line

**0432** 2/2 Page 6-15



### In-Line, Vented

**0439** 3/2 Page 6-15  
**0436** 3/2 Page 6-15  
**0437** 3/2 Page 6-15



### In-Line, 3-Way

**0438** 3/2 Page 6-15



## Universal Light Series

### In-Line

**0492** 2/2 Page 6-17  
**0491** 2/2 Page 6-17  
**0490** 2/2 Page 6-17



### In-Line, Vented

**0494** 2/2 Page 6-18



### In-Line with Square Stem

**0497** 2/2 Page 6-18  
**0496** 2/2 Page 6-18



# Ball Valve Range

## DVGW Series

### In-Line

#### BVG4-L

2/2  
Page 6-21



#### BVGT4-L

2/2  
Page 6-21



## Standard Series

### In-Line

#### 4902

2/2  
Page 6-23



#### BVGT4-C

2/2  
Page 6-23



### Compact

#### 4991

2/2  
Page 6-23



#### 4992

2/2  
Page 6-23



### In-Line, Lockable

#### BVG4-LOCK

2/2  
Page 6-24



### In-Line, Lockable, Vented

#### BVG4P-LOCK

3/2  
Page 6-24



## Stainless Steel Series

### In-Line

#### 4832

Mountable and dismountable  
2/2  
Page 6-29



#### 4812

Mountable  
2/2  
Page 6-29



#### 4810

One-Piece Construction  
2/2  
Page 6-29



#### 0465

Light Series  
2/2  
Page 6-29



## High Pressure Series

### In-Line

#### 4402

2/2  
Page 6-31



## Mini Series

### In-Line

#### 7910

2/2  
Page 6-33



#### 7911

2/2  
Page 6-33



### In-Line, Vented and Accessories

#### 7913

3/2  
Page 6-33



#### 7914

3/2  
Page 6-33



#### 7000

Page 6-33



## LIQUIfit®

### In-Line

#### 4020

2/2  
Page 6-35



#### 4021

2/2  
Page 6-35



#### 4023

2/2  
Page 6-35



### Right-Angled

#### 4022

2/2  
Page 6-35



### Accessories

#### 3130

Page 6-35



# Ball Valves, Universal Series

This range of valves has patented **seal wear compensating** technology for **reliable** and **durable** sealing, **protecting** any system whether under pressure or **vacuum**.

## Product Advantages

### Durability & Reliability

Automatic seal wear compensation for long-term reliability  
Robust, corrosion-resistant materials  
100% leak-tested in production  
Date coding to guarantee quality and traceability

### Versatility & Performance

Ideal for ensuring the performance of pneumatic circuits  
Customised valves for all special applications  
Unequaled performance under vacuum  
Smooth operation thanks to self-lubricating seals  
Large range of working pressures and temperatures  
Lever can be repositioned and replaced  
Many configurations to satisfy all system requirements



Pneumatics  
Vacuum  
Transportation  
Packaging  
Textile  
Sawmill  
Rubber & Plastics

Applications

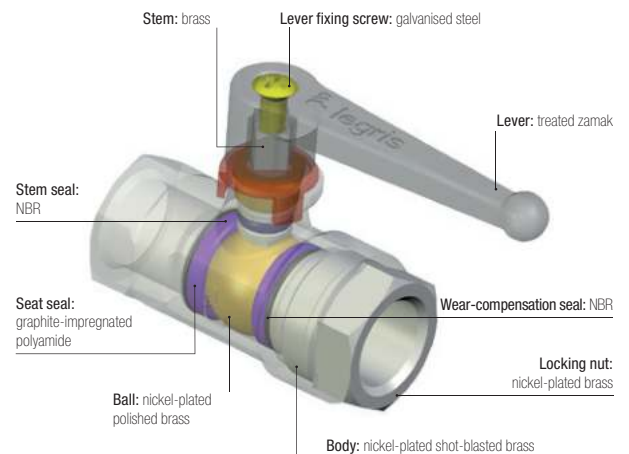
## Technical Characteristics

<b>Compatible Fluids</b>	Industrial fluids
<b>Working Pressure</b>	Vacuum to 40 bar
<b>Working Temperature</b>	-20°C to + 80°C

<b>Tightening Torques</b>	Threads	G1/8	G1/4	G3/8	G1/2	G3/4	G1	
	daN.m	0.10 to 0.20	0.10 to 0.20	0.15 to 0.25	0.20 to 0.35	0.50 to 0.70	0.50 to 0.70	
	Threads	G1¼	G1½	G2				
	daN.m	0.40 to 0.60	0.80 to 1.20	0.80 to 1.20				

Reliable performance is dependent upon the type of fluid conveyed, component materials and tubing being used.  
Guaranteed for use with a vacuum of 755 mm Hg (99 % vacuum).

### Component Materials



### Silicone-free

### Regulations

DI: 97/23/EC (module PED A - diameters greater than 25 mm)  
DI: 2006/42/EC (Machinery Directive)  
DI: 2002/95/EC (RoHS)  
RG: 1907/2006 (REACH)

# LF 3000® Push-In Fittings Range

## Stud Fittings

### Straights

**3175**  
BSPT/NPT  
Page 1-7



**3101**  
BSPP/Metric  
Page 1-8



**3181**  
Metric  
Page 1-8



**3114**  
BSPP/Metric  
Page 1-9



**3121**  
BSPT/NPT  
Page 1-9



**3131**  
BSPP/Metric  
Page 1-10



### Straights - Inch

**3175**  
NPT/BSPT  
Page 1-7/8



**3121**  
NPT  
Page 1-9



### Elbows

**3109**  
BSPT/NPT  
Page 1-10



**3199**  
BSPP/Metric  
Page 1-11



**3192**  
BSPP  
Page 1-12



**3129**  
BSPT  
Page 1-12



**3169**  
BSPP/Metric  
Page 1-13



**3113**  
BSPT  
Page 1-13



**3133**  
BSPP/Metric  
Page 1-13



**3109**  
NPT/BSPT  
Page 1-11



### Elbows - Inch

### Tees

**3108**  
BSPT  
Page 1-14



**3198**  
BSPP/Metric  
Page 1-14



**3103**  
BSPT  
Page 1-14



**3193**  
BSPP/Metric  
Page 1-15



### Y

**3148**  
BSPT  
Page 1-15



**3158**  
BSPP/Metric  
Page 1-15



**3112**  
BSPT  
Page 1-16



**3132**  
BSPP  
Page 1-16



### Cartridge

**3100**  
Carstick®  
Page 1-16



### Cartridge - Inch

**3100**  
Carstick®  
Page 1-16



## Tube-to-Tube Fittings

### Straight

**3106**  
Page 1-17



### Straight - Inch

**3106**  
Page 1-17



### Elbow

**3102**  
Page 1-17



### Elbow - Inch

**3102**  
Page 1-17



### Tee

**3104**  
Page 1-18



### Tee - Inch

**3104**  
Page 1-18



### Y

**3140**  
Page 1-18



### Cross

**3107**  
Page 1-19



## Bulkhead Connector Fittings

### Straights

**3116**  
Page 1-20



**3146**  
Page 1-20



**3136**  
Page 1-20



### Elbow

**3139**  
Page 1-20



## Multiple Fittings

### Y

**3144**  
Page 1-21



### Tee

**3304**  
Page 1-21



### Elbow

**3306**  
Page 1-21



### Manifold

**3310**  
Page 1-21



# LF 3000® Push-In Fittings Range

## Plug-In Fittings and Accessories

### Elbows

**3182**  
Page 1-22

**3184**  
Page 1-22

**3180**  
Page 1-22

### Tees

**3183**  
Page 1-23

**3188**  
Page 1-23

### Y

**3142**  
Page 1-23

**3143**  
Page 1-23

### Elbows - Inch

**3182**  
Page 1-22



### Accessories

**3120**  
Page 1-24

**3166**  
Page 1-24

**3168**  
Page 1-24

**3126**  
Page 1-25

**3122**  
Page 1-25

**3151**  
Page 1-25

### Accessories - Inch

**3166**  
Page 1-24

**3168**  
Page 1-24

**3126**  
Page 1-25



## Banjo Fittings

### Banjo Fittings

**3118**  
BSP/Metric  
Page 1-27

**3018**  
BSPT  
Page 1-27

**3124**  
BSP/Metric  
Page 1-27

**3149**  
BSP/Metric  
Page 1-27

**3119**  
BSP/Metric  
Page 1-27



### Modular Banjo Fittings

**3538**  
Single Body  
Page 1-28

**3539**  
Double Body  
Page 1-28

**3549**  
Y Body  
Page 1-28

**3527**  
BSP/Metric  
Page 1-29

**3528**  
BSP/Metric  
Page 1-29

**3529**  
BSP  
Page 1-29

**3524**  
BSP/Metric  
Page 1-29



## Multi-Connectors

**3300**  
Page 1-31

**3320**  
Page 1-31

**3321**  
Page 1-31

**3329**  
Page 1-31

**3379**  
Page 1-32

**3381**  
Page 1-32



## Self-Sealing and Oscillating Fittings

### Self-Sealing Fittings

**3391**  
BSP  
Page 1-35

**3091**  
BSPT  
Page 1-35

**3160**  
Page 1-35

**3159**  
BSPT  
Page 1-35

**3189**  
BSP/Metric  
Page 1-35



### Oscillating Fittings

## Accessories for Push-In Fittings

**3130**  
Page 1-37

**Clip**  
Page 1-37

**3000 70**  
Page 1-37

**3110**  
Page 1-37

**0178**  
BSP/Metric  
Page 1-37

**0222**  
BSP/Metric  
Page 1-37



# LF 3000® Push-In Fittings

The LF 3000® range, with its wide variety of shapes and configurations, allows you to find **the perfect product to meet your needs** and thus **optimise the use** of your equipment.

## Product Advantages

### World-Class Performance

- 40 years of expertise
- Full bore for optimum flow
- Ideal for vacuum or pressure applications
- Automatic sealing guaranteed, in both static and dynamic applications
- Materials with high resistance
- Durability of product and equipment

### Optimal Design

- 100% leak-tested in production
- Date coding to guarantee quality and traceability
- Compact and aesthetic design: reduced dimensions for space-saving
- Tube fixed during connection, preventing leakage
- Conforms to ISO 14743
- Excellent vacuum performance thanks to the patented sealing technology
- Lightweight: reduced energy consumption of operating systems
- Parallel threaded fitting with a patented captive O-ring seal
- Maximum flexibility due to the wide product range



- Applications**
- Robotics
  - Automotive Process
  - Pneumatics
  - Semi-Conductors
  - Textile
  - Packaging
  - Vacuum

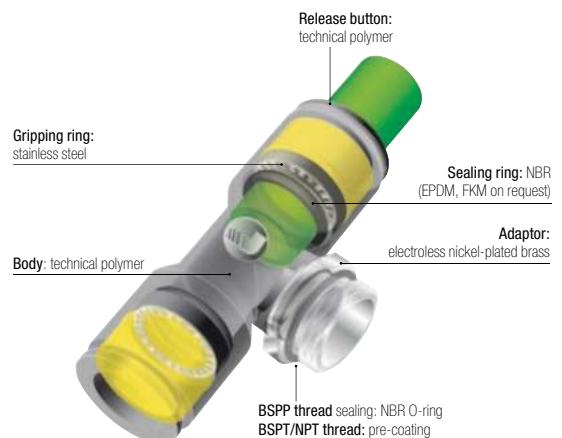
## Technical Characteristics

<b>Compatible Fluids</b>	Compressed air Other fluids: please consult us
<b>Working Pressure</b>	Vacuum to 20 bar
<b>Working Temperature</b>	-20°C to +80°C

Tightening Torque (daN.m)	Threads								
	M3 x0.5	M5 x0.8	M7 x1	M10 x1	M12 x1.5	G1/8	G1/4	G3/8	G1/2
	0.06	0.16	0.8	0.8	1.1	0.8	1.2	3	3.5

Reliable performance is dependent upon the type of fluid conveyed, component materials and tubing being used.  
Use is guaranteed with a vacuum of 755 mm Hg (99% vacuum).

### Component Materials



### Silicone-free


### Regulations

**ISO 14743:** Pneumatic fluid power, push-in connectors for thermoplastic tubes  
**DI:** 97/23/EC (PED)

**DI:** 2002/95/EC (RoHS), 2011/65/EC  
**DI:** 1907/2006 (REACH)


# Stud Fittings

## 3175 Stud Fitting, Male BSPT Thread

ØD	C					kg
			F1	F2	H	
4	R1/8	<a href="#">3175 04 10</a>	10	3	9.5	0.005
	R1/4	<a href="#">3175 04 13</a>	14	3	6.5	0.012
	R3/8	<a href="#">3175 04 17</a>	17	3	8	0.024
6	R1/8	<a href="#">3175 06 10</a>	10	4	11.5	0.005
	R1/4	<a href="#">3175 06 13</a>	14	4	8.5	0.011
	R3/8	<a href="#">3175 06 17</a>	17	4	8.5	0.022
8	R1/2	<a href="#">3175 06 21</a>	21	4	9	0.043
	R1/8	<a href="#">3175 08 10</a>	13	5	20	0.011
	R1/4	<a href="#">3175 08 13</a>	14	6	17	0.014
10	R3/8	<a href="#">3175 08 17</a>	17	6	13	0.021
	R1/2	<a href="#">3175 08 21</a>	21	6	12	0.040
	R1/8	<a href="#">3175 10 10</a>	16	5	22.5	0.017
12	R1/4	<a href="#">3175 10 13</a>	16	7	20	0.017
	R3/8	<a href="#">3175 10 17</a>	17	8	16.5	0.019
	R1/2	<a href="#">3175 10 21</a>	21	8	14	0.037
14	R1/4	<a href="#">3175 12 13</a>	19	7	26.5	0.029
	R3/8	<a href="#">3175 12 17</a>	19	9	24	0.028
	R1/2	<a href="#">3175 12 21</a>	21	10	19.5	0.036
16	R3/8	<a href="#">3175 14 17</a>	22	9	28.5	0.043
	R1/2	<a href="#">3175 14 21</a>	24	10	23.5	0.047
16	R3/8	<a href="#">3175 16 17</a>	27	9	32.5	0.068
	R1/2	<a href="#">3175 16 21</a>	27	12	32.5	0.079

Pre-coated thread


## 3175 Stud Fitting, Male NPT Thread

ØD	C					kg
			F1	F2	H	
6	NPT1/8	<a href="#">3175 06 11</a>	11	4	11.5	0.006
	NPT1/4	<a href="#">3175 06 14</a>	14	4	8.5	0.012
	NPT1/4	<a href="#">3175 10 14</a>	16	7	20	0.018
10	NPT3/8	<a href="#">3175 10 18</a>	18	8	16.5	0.023
	NPT1/2	<a href="#">3175 10 22</a>	22	8	14	0.037
12	NPT3/8	<a href="#">3175 12 18</a>	19	9	24	0.030
	NPT1/2	<a href="#">3175 12 22</a>	22	10	19.5	0.037

Pre-coated thread

## 3175 Stud Fitting, Male NPT Thread

Inch

ØD	C					kg
			F1	F2	H	
1/8	NPT1/8	<a href="#">3175 53 11</a>	11	2	7.2	0.006
	NPT1/4	<a href="#">3175 53 14</a>	14	2	8	0.016
	NPT1/8	<a href="#">3175 56 11</a>	11	4	11.9	0.006
1/4	NPT1/4	<a href="#">3175 56 14</a>	14	4	9.4	0.013
	NPT3/8	<a href="#">3175 56 18</a>	18	5	7.6	0.024
3/8	NPT1/8	<a href="#">3175 60 11</a>	16	4	22.7	0.019
	NPT1/4	<a href="#">3175 60 14</a>	16	7	20.5	0.019
	NPT3/8	<a href="#">3175 60 18</a>	18	7	17.5	0.026
1/2	NPT3/8	<a href="#">3175 62 18</a>	22	9.5	25.9	0.047
	NPT1/2	<a href="#">3175 62 22</a>	24	9.5	22.1	0.064

Pre-coated thread


Other products are available upon request; please do not hesitate to consult us.

# Stud Fittings

**3175**

Stud Fitting, Male BSPT Thread


Inch

ØD	C		F1	F2	H	kg
1/8	R1/8	<a href="#">3175 53 10</a>	11	3	8.5	0.005
	R1/8	<a href="#">3175 55 10</a>	11.1	3.2	15.5	0.009
3/16	R1/4	<a href="#">3175 55 13</a>	14.3	4	15	0.020
	R1/8	<a href="#">3175 56 10</a>	11	4	12	0.006
1/4	R1/4	<a href="#">3175 56 13</a>	14	4	9.5	0.021
	R1/4	<a href="#">3175 60 13</a>	18	5	7.5	0.017
3/8	R3/8	<a href="#">3175 60 17</a>	13	5	20	0.019
	R1/2	<a href="#">3175 60 21</a>	14	6	16.8	0.061
1/2	R1/4	<a href="#">3175 62 13</a>	22	6	26.9	0.044
	R3/8	<a href="#">3175 62 17</a>	22	7	25.9	0.048
	R1/2	<a href="#">3175 62 21</a>	24	7	20.5	0.049

Pre-coated thread

**3101**


Stud Fitting, Male BSPP and Metric Thread

ØD	C		E	F1	F2	H	kg
3	M3x0.5	<a href="#">3101 03 09*</a>	2.5	8	-	12.5	0.003
	M5x0.8	<a href="#">3101 03 19</a>	3.5	8	2.5	12.5	0.004
4	M3x0.5	<a href="#">3101 04 09*</a>	2.5	8	-	14.5	0.003
	M5x0.8	<a href="#">3101 04 19</a>	3	9	2.5	14	0.003
4	M7x1	<a href="#">3101 04 55</a>	5	10	2.5	14	0.004
	G1/8	<a href="#">3101 04 10</a>	5	13	3	11.5	0.007
4	G1/4	<a href="#">3101 04 13</a>	5.5	16	3	10.5	0.011
	M5x0.8	<a href="#">3101 06 19</a>	3	11	2.5	16	0.005
4	M7x1	<a href="#">3101 06 55</a>	5	10	3	16	0.006
	M10x1	<a href="#">3101 06 60</a>	5	13	4	13	0.007
4	M12x1.5	<a href="#">3101 06 67</a>	5.5	15	4	13	0.009
	G1/8	<a href="#">3101 06 10</a>	5	13	4	13	0.007
4	G1/4	<a href="#">3101 06 13</a>	5.5	16	4	12.5	0.011
	G3/8	<a href="#">3101 06 17</a>	5.5	20	4	13	0.020
4	G1/2	<a href="#">3101 06 21</a>	7.5	24	4	20	0.040
	M10x1	<a href="#">3101 08 60</a>	5	13	5	21	0.011
4	M12x1.5	<a href="#">3101 08 67</a>	5.5	15	5	21	0.015
	G1/8	<a href="#">3101 08 10</a>	4.5	13	5	20.5	0.011
4	G1/4	<a href="#">3101 08 13</a>	5.5	16	6	19.5	0.016
	G3/8	<a href="#">3101 08 17</a>	5.5	20	6	18	0.022
4	G1/2	<a href="#">3101 08 21</a>	7.5	24	6	16.5	0.039
	G1/4	<a href="#">3101 10 13</a>	5.5	16	7	23	0.018
4	G3/8	<a href="#">3101 10 17</a>	5.5	20	8	19.5	0.021
	G1/2	<a href="#">3101 10 21</a>	7.5	24	8	18.5	0.033
4	G1/4	<a href="#">3101 12 13</a>	5.5	19	7	27.5	0.027
	G3/8	<a href="#">3101 12 17</a>	5.5	20	9	27	0.029
4	G1/2	<a href="#">3101 12 21</a>	7	24	11	22.5	0.035
	G3/8	<a href="#">3101 14 17</a>	5.5	22	9	29.5	0.041
4	G1/2	<a href="#">3101 14 21</a>	7	24	11	28	0.047
	G3/8	<a href="#">3101 16 17</a>	7.5	27	9	32.5	0.061
4	G1/2	<a href="#">3101 16 21</a>	9	27	12	32.5	0.066

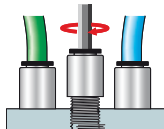
\* Bi-material O ring seal

**3181**

Stud Fitting Round Body, Male Metric Thread


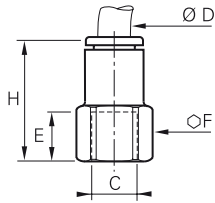

ØD	C		E	F	G	H	kg
4	M5x0.8	<a href="#">3181 04 19</a>	3.5	2.5	8.5	14.5	0.005
	M7x1	<a href="#">3181 04 55</a>	5	3	10	14	0.004
6	M5x0.8	<a href="#">3181 06 19</a>	3.5	2.5	11	16	0.007
	M7x1	<a href="#">3181 06 55</a>	5	3	10	16	0.005

The internal hexagon and circular external shape ensure that model 3181 provides highly compact assembly. They can be easily installed with an Allen key without the need of a spanner.


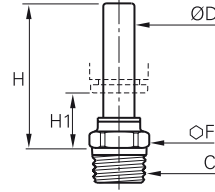



# Stud Fittings

## 3114 Stud Fitting, Female BSPP and Metric Thread


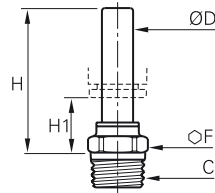

	Nickel-plated brass, NBR		<b>ØD</b>	<b>C</b>		<b>E</b>	<b>F</b>	<b>H</b>	<b>kg</b>
			M5x0.8	<a href="#">3114 04 19</a>	6.5	8	19.5	0.005	
4			G1/8	<a href="#">3114 04 10</a>	9.5	13	22.5	0.010	
			G1/4	<a href="#">3114 04 13</a>	13.5	16	26.5	0.015	
6			G1/8	<a href="#">3114 06 10</a>	9.5	13	24.5	0.011	
			G1/4	<a href="#">3114 06 13</a>	13.5	16	28.5	0.017	
8			G1/8	<a href="#">3114 08 10</a>	9.5	13	29	0.015	
			G1/4	<a href="#">3114 08 13</a>	13.5	16	33	0.021	
10			G3/8	<a href="#">3114 08 17</a>	14	19	34	0.025	
			G1/4	<a href="#">3114 10 13</a>	13.5	16	36	0.027	
			G3/8	<a href="#">3114 10 17</a>	14	19	36	0.027	
12			G1/2	<a href="#">3114 10 21</a>	19.5	24	41.5	0.048	
			G3/8	<a href="#">3114 12 17</a>	14	19	40	0.033	
14			G1/2	<a href="#">3114 12 21</a>	19.5	24	45.5	0.052	
			G3/8	<a href="#">3114 14 17</a>	14	22	42.5	0.057	
16			G1/2	<a href="#">3114 16 21</a>	15	27	49	0.096	

## 3121 Stud Standpipe, Male BSPT Thread

	Technical polymer, nickel-plated brass		<b>ØD</b>	<b>C</b>		<b>F</b>	<b>H</b>	<b>H1</b>	<b>kg</b>
			R1/8	<a href="#">3121 04 10</a>	10	26	14	0.005	
4			R1/4	<a href="#">3121 04 13</a>	14	26.5	14.5	0.014	
			R1/8	<a href="#">3121 06 10</a>	10	28	14	0.005	
6			R1/4	<a href="#">3121 06 13</a>	14	28.5	14.5	0.014	
			R1/8	<a href="#">3121 08 10</a>	10	29.5	11	0.006	
8			R1/4	<a href="#">3121 08 13</a>	14	28.5	10	0.012	
			R3/8	<a href="#">3121 08 17</a>	17	28.5	10	0.015	
10			R1/4	<a href="#">3121 10 13</a>	15	36	15.5	0.012	
			R3/8	<a href="#">3121 10 17</a>	17	36	15.5	0.017	
			R1/2	<a href="#">3121 10 21</a>	21	36	15.5	0.028	
12			R3/8	<a href="#">3121 12 17</a>	17	36.5	12	0.018	
			R1/2	<a href="#">3121 12 21</a>	21	36.5	12	0.028	
14			R1/2	<a href="#">3121 14 21</a>	21	41	13.5	0.042	

Pre-coated thread


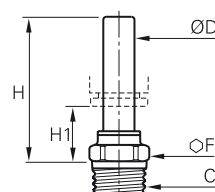

## 3121 Stud Standpipe, Male NPT Thread

	Technical polymer, nickel-plated brass		<b>ØD</b>	<b>C</b>		<b>F</b>	<b>H</b>	<b>H1</b>	<b>kg</b>
			NPT1/8	<a href="#">3121 04 11</a>	11	25.9	14.5	0.007	
4			NPT1/4	<a href="#">3121 04 14</a>	14	26.4	15	0.017	
			NPT1/8	<a href="#">3121 08 11</a>	11	29.5	10.9	0.008	
8			NPT1/4	<a href="#">3121 08 14</a>	14	28.4	9.9	0.014	

Pre-coated thread  
5/32" (4 mm) and 5/16" (8 mm) are also available

## 3121 Stud Standpipe, Male NPT Thread


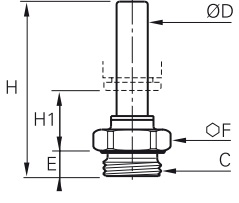

Inch

	Technical polymer, nickel-plated brass		<b>ØD</b>	<b>C</b>		<b>F</b>	<b>H</b>	<b>H1</b>	<b>kg</b>
			1/4	NPT1/8	<a href="#">3121 56 11</a>	11	30	15.5	0.001
1/4			NPT1/4	<a href="#">3121 56 14</a>	14	28.4	14.5	0.001	
			NPT1/8	<a href="#">3121 60 11</a>	15	44.4	16.5	0.013	
3/8			NPT1/4	<a href="#">3121 60 14</a>	15	36.1	17	0.014	
			NPT3/8	<a href="#">3121 60 18</a>	18	36.1	15.5	0.023	
1/2			NPT3/8	<a href="#">3121 62 18</a>	17	36.6	9.4	0.026	
			NPT1/2	<a href="#">3121 62 22</a>	21	37.1	9.9	0.046	


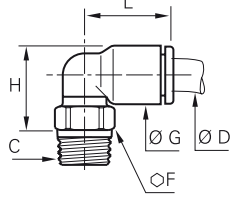

Pre-coated thread  
5/32" (4 mm) and 5/16" (8 mm) are also available

# Stud Fittings

## 3131 Stud Standpipe, Male BSPP and Metric Thread


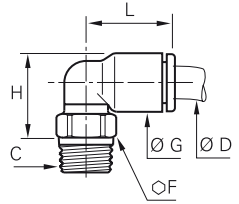

	Technical polymer, nickel-plated brass, NBR		<b>ØD</b>	<b>C</b>		<b>E</b>	<b>F</b>	<b>H</b>	<b>H1</b>	<b>kg</b>
			4	M5x0.8	<a href="#">3131 04 19</a>	3.5	8	31	16	0.002
			4	G1/8	<a href="#">3131 04 10</a>	5	13	30	13.5	0.005
				G1/4	<a href="#">3131 04 13</a>	5.5	16	31	13.5	0.010
			6	G1/8	<a href="#">3131 06 10</a>	5	13	32	13.5	0.005
				G1/4	<a href="#">3131 06 13</a>	5.5	16	33	13.5	0.010
			8	G1/8	<a href="#">3131 08 10</a>	5	13	35.5	12.5	0.008
				G1/4	<a href="#">3131 08 13</a>	5.5	16	34.5	10.5	0.010
				G3/8	<a href="#">3131 08 17</a>	5.5	20	34.5	10.5	0.015
			10	G1/4	<a href="#">3131 10 13</a>	5.5	16	43.5	17.5	0.012
				G3/8	<a href="#">3131 10 17</a>	5.5	20	41.5	15.5	0.015
				G1/2	<a href="#">3131 10 21</a>	7.5	24	41.5	15.5	0.024
			12	G3/8	<a href="#">3131 12 17</a>	5.5	20	42	12	0.015
				G1/2	<a href="#">3131 12 21</a>	7	24	43.5	12	0.025
			14	G3/8	<a href="#">3131 14 17</a>	5.5	20	46.5	14	0.018
				G1/2	<a href="#">3131 14 21</a>	7	24	48	13.5	0.025

## 3109 Stud Elbow, Male BSPT Thread

	Technical polymer, nickel-plated brass, NBR		<b>ØD</b>	<b>C</b>		<b>F</b>	<b>G</b>	<b>H</b>	<b>L</b>	<b>kg</b>
			4	R1/8	<a href="#">3109 04 10</a>	10	8.5	13.5	14	0.006
				R1/4	<a href="#">3109 04 13</a>	14	8.5	14	14	0.015
				R3/8	<a href="#">3109 04 17</a>	17	8.5	13.5	14	0.018
			6	R1/8	<a href="#">3109 06 10</a>	10	10.5	15.5	16	0.006
				R1/4	<a href="#">3109 06 13</a>	14	10.5	16	16	0.015
				R3/8	<a href="#">3109 06 17</a>	17	10.5	16	16	0.019
			8	R1/2	<a href="#">3109 06 21</a>	21	10.5	16.5	16	0.034
				R1/8	<a href="#">3109 08 10</a>	10	13.5	19	23	0.007
				R1/4	<a href="#">3109 08 13</a>	14	13.5	18	23	0.014
			10	R3/8	<a href="#">3109 08 17</a>	17	13.5	18	23	0.018
				R1/2	<a href="#">3109 08 21</a>	21	13.5	19.5	23	0.033
				R1/8	<a href="#">3109 10 10</a>	15	16	23	26.5	0.012
			12	R1/4	<a href="#">3109 10 13</a>	15	16	22	26.5	0.014
				R3/8	<a href="#">3109 10 17</a>	17	16	22	26.5	0.019
				R1/2	<a href="#">3109 10 21</a>	21	16	22	26.5	0.031
			14	R1/4	<a href="#">3109 12 13</a>	15	19	25	31	0.016
				R3/8	<a href="#">3109 12 17</a>	17	19	25	31	0.022
			16	R1/2	<a href="#">3109 12 21</a>	21	19	25	31	0.033
				R3/8	<a href="#">3109 14 17</a>	20	22	30.5	35.5	0.031
				R1/2	<a href="#">3109 14 21</a>	24	22	28.5	35.5	0.041
			16	R3/8	<a href="#">3109 16 17</a>	27	27	53	39	0.106
				R1/2	<a href="#">3109 16 21</a>	27	27	53	39	0.104

Pre-coated thread  
The body swivels for positioning purposes.

## 3109 Stud Elbow, Male NPT Thread


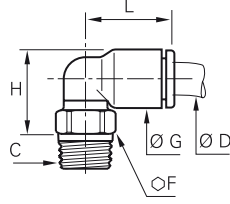

	Technical polymer, nickel-plated brass, NBR		<b>ØD</b>	<b>C</b>		<b>F</b>	<b>G</b>	<b>H</b>	<b>L</b>	<b>kg</b>
			4	NPT1/8	<a href="#">3109 04 11</a>	11	8.4	13.5	14	0.007
				NPT1/4	<a href="#">3109 04 14</a>	14	8.4	14	14	0.016
			6	NPT1/8	<a href="#">3109 06 11</a>	11	10.5	15.5	16	0.007
				NPT1/4	<a href="#">3109 06 14</a>	14	10.5	16	16	0.017
			8	NPT1/8	<a href="#">3109 08 11</a>	11	13.5	19	23.1	0.009
				NPT1/4	<a href="#">3109 08 14</a>	14	13.5	18	23.1	0.015
			10	NPT1/4	<a href="#">3109 10 14</a>	15	16	23	26.5	0.017
				NPT3/8	<a href="#">3109 10 18</a>	18	16	22	26.5	0.024
				NPT1/2	<a href="#">3109 10 22</a>	22	16	23	26.5	0.045
			12	NPT3/8	<a href="#">3109 12 18</a>	18	19	25	31	0.050
				NPT1/2	<a href="#">3109 12 22</a>	22	19	26	31	0.092

Pre-coated thread  
The body swivels for positioning purposes.

# Stud Fittings

## 3109 Stud Elbow, Male NPT Thread


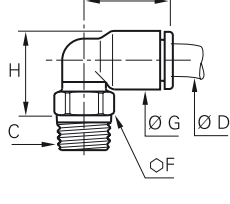

Inch

		Technical polymer, nickel-plated brass, NBR		<b>ØD</b>	<b>C</b>		<b>F</b>	<b>G</b>	<b>H</b>	<b>L</b>	<b>kg</b>
		1/8	NPT1/8	<a href="#">3109 53 11</a>	11	8.5	13.5	14.5	0.007		
		NPT1/4	<a href="#">3109 53 14</a>	14	8.5	14	14.5	0.015			
		NPT1/8	<a href="#">3109 56 11</a>	11	10.9	17	18	0.007			
		1/4	NPT1/4	<a href="#">3109 56 14</a>	14	10.9	16	18	0.014		
		NPT3/8	<a href="#">3109 56 18</a>	18	10.9	16.5	18	0.021			
		NPT1/8	<a href="#">3109 60 11</a>	15	16	23.1	27.4	0.014			
		3/8	NPT1/4	<a href="#">3109 60 14</a>	15	16	23.1	27.4	0.017		
		NPT3/8	<a href="#">3109 60 18</a>	18	16	22.1	27.4	0.023			
		1/2	NPT3/8	<a href="#">3109 62 18</a>	20	22.1	31	35.1	0.041		
		NPT1/2	<a href="#">3109 62 22</a>	24	22.1	28.4	35.1	0.054			

Pre-coated thread - 5/32" (4 mm) and 5/16" (8 mm) are also available.  
The body swivels for positioning purposes.


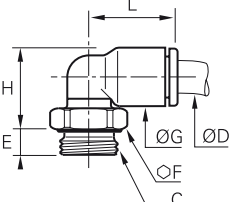

## 3109 Stud Elbow, Male BSPT Thread

Inch

		Technical polymer, nickel-plated brass, NBR		<b>ØD</b>	<b>C</b>		<b>F</b>	<b>G</b>	<b>H</b>	<b>L</b>	<b>kg</b>
		1/8	R1/8	<a href="#">3109 53 10</a>	10	8.5	13.5	14.5	0.011		
		R1/8	<a href="#">3109 55 10</a>	11	10.9	17	21.6	0.010			
		3/16	R1/4	<a href="#">3109 55 13</a>	14	8.4	14	14	0.016		
		1/4	R1/8	<a href="#">3109 56 10</a>	10	10.9	17	18	0.006		
		R1/4	<a href="#">3109 56 13</a>	14	10.9	17	18	0.013			
		3/8	R1/4	<a href="#">3109 60 13</a>	15	16	22.1	26.4	0.016		
		R3/8	<a href="#">3109 60 17</a>	17	16	22.1	26.4	0.054			
		R1/4	<a href="#">3109 62 13</a>	20	22.1	31	35.1	0.064			
		1/2	R3/8	<a href="#">3109 62 17</a>	20	22.1	31	35.1	0.067		
		R1/2	<a href="#">3109 62 21</a>	24	22.1	28.4	35.1	0.046			

Pre-coated thread  
The body swivels for positioning purposes.  
5/32" (4 mm) and 5/16" (8 mm) are also available.


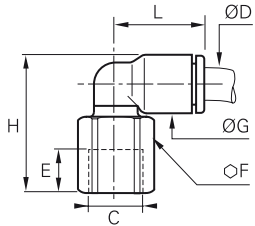

## 3199 Stud Elbow, Male BSPP and Metric Thread

		Technical polymer, nickel-plated brass, NBR		<b>ØD</b>	<b>C</b>		<b>E</b>	<b>F</b>	<b>G</b>	<b>H</b>	<b>L</b>	<b>kg</b>
		3	M3x0.5	<a href="#">3199 03 09*</a>	2.5	8	8.5	15	14.5	0.003		
		M5x0.8	<a href="#">3199 03 19</a>	3.5	8	8.5	13.5	14.5	0.003			
		M3x0.5	<a href="#">3199 04 09*</a>	2.5	8	8.5	15	14.5	0.002			
		M5x0.8	<a href="#">3199 04 19</a>	3.5	8	8.5	13.5	14	0.002			
		4	M7x1	<a href="#">3199 04 55</a>	4.5	10	8.5	15	14	0.005		
		G1/8	<a href="#">3199 04 10</a>	5	13	8.5	13	14	0.006			
		G1/4	<a href="#">3199 04 13</a>	5.5	16	8.5	13	14	0.011			
		M5x0.8	<a href="#">3199 06 19</a>	3.5	8	10.5	15.5	16	0.003			
		M7x1	<a href="#">3199 06 55</a>	4.5	10	10.5	17.5	16	0.006			
		M10x1	<a href="#">3199 06 60</a>	5	13	10.5	15	14	0.006			
		M12x1.5	<a href="#">3199 06 67</a>	5.5	15	10.5	15	16	0.009			
		6	G1/8	<a href="#">3199 06 10</a>	5	13	10.5	15	16	0.006		
		G1/4	<a href="#">3199 06 13</a>	5.5	16	10.5	15	16	0.011			
		G3/8	<a href="#">3199 06 17</a>	5.5	20	10.5	15.5	16	0.022			
		G1/2	<a href="#">3199 06 21</a>	7	24	10.5	16	16	0.027			
		M10x1	<a href="#">3199 08 60</a>	5	13	13.5	20.5	23	0.009			
		M12x1.5	<a href="#">3199 08 67</a>	5.5	15	13.5	19.5	23	0.009			
		8	G1/8	<a href="#">3199 08 10</a>	4.5	13	13.5	20.5	23	0.009		
		G1/4	<a href="#">3199 08 13</a>	5.5	16	13.5	18.5	23	0.012			
		G3/8	<a href="#">3199 08 17</a>	5.5	20	13.5	18.5	23	0.017			
		G1/2	<a href="#">3199 08 21</a>	7	24	13.5	19	23	0.027			
		G1/4	<a href="#">3199 10 13</a>	5.5	16	16	23.5	26.5	0.014			
		10	G3/8	<a href="#">3199 10 17</a>	5.5	20	16	22	26.5	0.017		
		G1/2	<a href="#">3199 10 21</a>	7.5	24	16	22	26.5	0.026			
		G1/4	<a href="#">3199 12 13</a>	5.5	16	19	26.5	31	0.016			
		12	G3/8	<a href="#">3199 12 17</a>	5.5	20	19	25	31	0.019		
		G1/2	<a href="#">3199 12 21</a>	7	24	19	25	31	0.029			
		14	G3/8	<a href="#">3199 14 17</a>	5.5	20	22	32.5	35.5	0.029		
		G1/2	<a href="#">3199 14 21</a>	7	24	22	27	35.5	0.028			
		16	G3/8	<a href="#">3199 16 17</a>	7.5	27	27	54.5	39	0.101		
		G1/2	<a href="#">3199 16 21</a>	9	27	27	54.5	39	0.097			

The body swivels for positioning purposes.  
\*Bi-material seal


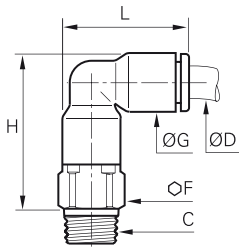

# Stud Fittings

## 3192 Stud Elbow, Female BSPP Thread

		Technical polymer, nickel-plated brass, NBR	<b>ØD</b>	<b>C</b>		<b>E</b>	<b>F</b>	<b>G</b>	<b>H</b>	<b>L</b>	<b>kg</b>
			4	G1/8	<a href="#">3192 04 10</a>	8.5	13	8.5	23	14	0.010
			G1/4	<a href="#">3192 04 13</a>	11.5	16	8.5	27	14	0.017	
			6	G1/8	<a href="#">3192 06 10</a>	8.5	13	10.5	25	16	0.010
			G1/4	<a href="#">3192 06 13</a>	11.5	16	10.5	29	16	0.017	
			8	G1/8	<a href="#">3192 08 10</a>	8.5	13	13.5	28	23	0.012
			G1/4	<a href="#">3192 08 13</a>	11.5	16	13.5	32	23	0.020	
			G3/8	<a href="#">3192 08 17</a>	12	19	13.5	33	23	0.026	
			10	G1/4	<a href="#">3192 10 13</a>	11	16	16	34.5	26.5	0.020
			G3/8	<a href="#">3192 10 17</a>	12	19	16	35	26.5	0.025	
			G1/2	<a href="#">3192 10 21</a>	16	24	16	41	26.5	0.049	
			12	G1/4	<a href="#">3192 12 13</a>	11	16	19	38	30.5	0.023
			G3/8	<a href="#">3192 12 17</a>	12	19	19	38.5	30.5	0.027	
			G1/2	<a href="#">3192 12 21</a>	16	24	19	43.5	30.5	0.050	

The body swivels for positioning purposes.

## 3129 Extended Stud Elbow, Male BSPT Thread

		Technical polymer, nickel-plated brass, NBR	<b>ØD</b>	<b>C</b>		<b>F</b>	<b>G</b>	<b>H</b>	<b>L</b>	<b>kg</b>
			4	R1/8	<a href="#">3129 04 10</a>	10	8.5	23	19	0.008
			R1/4	<a href="#">3129 04 13</a>	14	8.5	23.5	19	0.018	
			6	R1/8	<a href="#">3129 06 10</a>	10	10.5	27	22.5	0.010
			R1/4	<a href="#">3129 06 13</a>	14	10.5	27.5	22.5	0.020	
			8	R1/8	<a href="#">3129 08 10</a>	13	13.5	34.5	29.5	0.018
			R1/4	<a href="#">3129 08 13</a>	14	13.5	32.5	29.5	0.022	
			R3/8	<a href="#">3129 08 17</a>	17	13.5	33	29.5	0.032	
			10	R1/4	<a href="#">3129 10 13</a>	15	16	39.5	34.5	0.031
			R3/8	<a href="#">3129 10 17</a>	17	16	39.5	34.5	0.041	
			R1/2	<a href="#">3129 10 21</a>	21	16	39.5	34.5	0.060	
			12	R1/4	<a href="#">3129 12 13</a>	19	19	45.5	40.5	0.035
			R3/8	<a href="#">3129 12 17</a>	19	19	45.5	40.5	0.051	
			R1/2	<a href="#">3129 12 21</a>	21	19	45.5	40.5	0.065	
			14	R3/8	<a href="#">3129 14 17</a>	21	22	51.5	46.5	0.064
			R1/2	<a href="#">3129 14 21</a>	21	22	51.5	46.5	0.070	


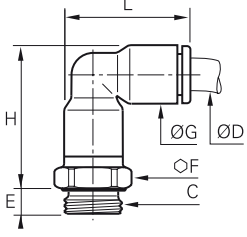

Pre-coated thread  
The body swivels for positioning purposes.

Parker Legris offers the solution to enable many types of configuration options.




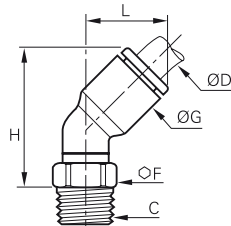

# Stud Fittings

## 3169 Extended Stud Elbow, Male BSPP and Metric Thread

	Technical polymer, nickel-plated brass, NBR			<b>ØD</b>	<b>C</b>		<b>E</b>	<b>F</b>	<b>G</b>	<b>H</b>	<b>L</b>	<b>kg</b>
	4	M5x0.8		<a href="#">3169 04 19</a>	3.5		8	8.5	23	19	0.005	
		M7x1		<a href="#">3169 04 55</a>	4.5		10	8.5	22.5	19	0.008	
		G1/8		<a href="#">3169 04 10</a>	5		13	8.5	22.5	19	0.009	
		G1/4		<a href="#">3169 04 13</a>	5.5		16	8.5	22.5	19	0.014	
	6	M5x0.8		<a href="#">3169 06 19</a>	3.5		10	10.5	27.5	23	0.008	
		M7x1		<a href="#">3169 06 55</a>	4.5		10	10.5	26	23	0.012	
		G1/8		<a href="#">3169 06 10</a>	5		13	10.5	27	23	0.011	
		G1/4		<a href="#">3169 06 13</a>	5.5		16	10.5	27	23	0.016	
		G1/8		<a href="#">3169 08 10</a>	5		13	13.5	36	29.5	0.018	
	8	G1/4		<a href="#">3169 08 13</a>	5.5		16	13.5	33	29.5	0.020	
		G3/8		<a href="#">3169 08 17</a>	5.5		20	13.5	33	29.5	0.028	
		G1/4		<a href="#">3169 10 13</a>	5.5		16	16	40.5	34.5	0.029	
	10	G3/8		<a href="#">3169 10 17</a>	5.5		20	16	40.5	34.5	0.037	
		G1/2		<a href="#">3169 10 21</a>	7.5		24	16	40.5	34.5	0.042	
		G1/4		<a href="#">3169 12 13</a>	5.5		19	19	44.5	40.5	0.049	
	12	G3/8		<a href="#">3169 12 17</a>	5.5		20	19	42	40.5	0.040	
		G1/2		<a href="#">3169 12 21</a>	7.5		24	19	42	40.5	0.049	
	14	G3/8		<a href="#">3169 14 17</a>	5.5		22	22	51	46.5	0.059	
		G1/2		<a href="#">3169 14 21</a>	7.5		24	22	48.5	46.5	0.063	
16	G3/8	<a href="#">3169 16 17</a>	7.5	27	27	82.5	52	0.220				
	G1/2	<a href="#">3169 16 21</a>	9	27	27	82.5	52	0.206				

The body swivels for positioning purposes.

## 3113 45° Elbow, Male BSPT Thread


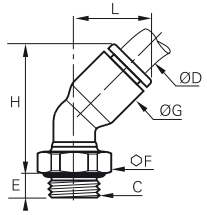

	Technical polymer, nickel-plated brass, NBR			<b>ØD</b>	<b>C</b>		<b>F</b>	<b>G</b>	<b>H</b>	<b>L</b>	<b>kg</b>
	4	R1/8		<a href="#">3113 04 10</a>	10		9	21	13	0.006	
	6	R1/8		<a href="#">3113 06 10</a>	10		11	24.5	14.5	0.006	
		R1/4		<a href="#">3113 06 13</a>	14		11	25	14.5	0.015	
		R1/8		<a href="#">3113 08 10</a>	10		13.5	30	19.5	0.008	
	8	R1/4		<a href="#">3113 08 13</a>	14		13.5	28.5	19.5	0.015	
		R3/8		<a href="#">3113 08 17</a>	17		13.5	28.5	19.5	0.020	
		R1/4		<a href="#">3113 10 13</a>	15		16	33.5	23	0.014	
	10	R3/8		<a href="#">3113 10 17</a>	17		16	33.5	23	0.019	
		R1/2		<a href="#">3113 10 21</a>	21		16	34	23	0.100	
		R1/4		<a href="#">3113 12 13</a>	15		19	39	26	0.016	
	12	R3/8		<a href="#">3113 12 17</a>	17		19	39	26	0.022	
		R1/2		<a href="#">3113 12 21</a>	21		19	39	26	0.040	

Pre-coated thread

The body swivels for positioning purposes.

This model prevents distortion of the tube.

## 3133 45° Elbow, Male BSPP and Metric Thread

	Technical polymer, nickel-plated brass, NBR			<b>ØD</b>	<b>C</b>		<b>E</b>	<b>F</b>	<b>G</b>	<b>H</b>	<b>L</b>	<b>kg</b>
	4	M5x0.8		<a href="#">3133 04 19</a>	3.5		8	9	23	13	0.003	
		G1/8		<a href="#">3133 04 10</a>	4.5		13	9	20.5	13	0.006	
		M5x0.8		<a href="#">3133 06 19</a>	3.5		8	11	28	14.5	0.003	
	6	G1/8		<a href="#">3133 06 10</a>	4.5		13	11	24	14.5	0.006	
		G1/4		<a href="#">3133 06 13</a>	5.5		16	11	24	14.5	0.011	
		G1/8		<a href="#">3133 08 10</a>	4.5		13	13.5	31	19.5	0.011	
	8	G1/4		<a href="#">3133 08 13</a>	5.5		16	13.5	29	19.5	0.012	
		G3/8		<a href="#">3133 08 17</a>	5.5		20	13.5	29	19.5	0.020	
		G1/4		<a href="#">3133 10 13</a>	5.5		16	16	35	23	0.014	
	10	G3/8		<a href="#">3133 10 17</a>	5.5		20	16	33.5	23	0.017	
		G1/2		<a href="#">3133 10 21</a>	7		24	16	33.5	23	0.026	
		G1/4		<a href="#">3133 12 13</a>	5.5		16	19	40.5	26	0.016	
	12	G3/8		<a href="#">3133 12 17</a>	5.5		20	19	39	26	0.019	
		G1/2		<a href="#">3133 12 21</a>	7		24	19	39	26	0.028	

The body swivels for positioning purposes.

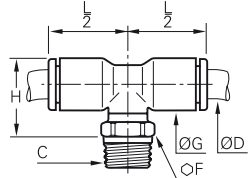
This model prevents distortion of the tube.

# Stud Fittings

## 3108 Stud Branch Tee, Male BSPT Thread



Technical polymer, nickel-plated brass, NBR



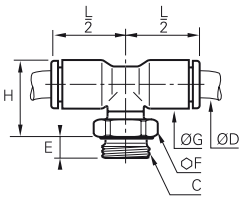
ØD	C		F	G	H	L/2	kg
4	R1/8	<a href="#">3108 04 10</a>	10	8.5	15.5	14	0.006
	R1/4	<a href="#">3108 04 13</a>	14	8.5	16	14	0.015
6	R1/8	<a href="#">3108 06 10</a>	10	10.5	17.5	16	0.007
	R1/4	<a href="#">3108 06 13</a>	14	10.5	18	16	0.016
8	R1/8	<a href="#">3108 08 10</a>	10	13.5	22	23	0.009
	R1/4	<a href="#">3108 08 13</a>	14	13.5	21	23	0.016
	R3/8	<a href="#">3108 08 17</a>	17	13.5	21	23	0.020
10	R1/4	<a href="#">3108 10 13</a>	15	16	24	26.5	0.017
	R3/8	<a href="#">3108 10 17</a>	17	16	24	26.5	0.022
	R1/2	<a href="#">3108 10 21</a>	21	16	24	26.5	0.033
12	R1/4	<a href="#">3108 12 13</a>	15	19	27	31	0.021
	R3/8	<a href="#">3108 12 17</a>	17	19	27	31	0.026
	R1/2	<a href="#">3108 12 21</a>	21	19	27	31	0.037
14	R3/8	<a href="#">3108 14 17</a>	20	22	30.5	35	0.038
	R1/2	<a href="#">3108 14 21</a>	24	22	28.5	35	0.048
16	R3/8	<a href="#">3108 16 17</a>	27	27	53	38.5	0.128
	R1/2	<a href="#">3108 16 21</a>	27	27	53	38.5	0.124

Pre-coated thread  
The body swivels for positioning purposes.

## 3198 Stud Branch Tee, Male BSPP and Metric Thread



Technical polymer, nickel-plated brass, NBR



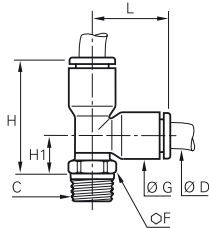
ØD	C		E	F	G	H	L/2	kg
4	M5x0.8	<a href="#">3198 04 19</a>	3.5	8	8.5	17.5	14	0.003
	G1/8	<a href="#">3198 04 10</a>	5	13	8.5	15	14	0.006
	G1/4	<a href="#">3198 04 13</a>	5.5	16	8.5	15	14	0.011
6	M5x0.8	<a href="#">3198 06 19</a>	3.5	8	10.5	19.5	16	0.004
	G1/8	<a href="#">3198 06 10</a>	5	13	10.5	17	16	0.007
	G1/4	<a href="#">3198 06 13</a>	5.5	16	10.5	17	16	0.012
8	G1/8	<a href="#">3198 08 10</a>	4.5	13	13.5	23.5	23	0.011
	G1/4	<a href="#">3198 08 13</a>	5.5	16	13.5	21.5	23	0.014
	G3/8	<a href="#">3198 08 17</a>	5.5	20	13.5	21.5	23	0.019
10	G1/4	<a href="#">3198 10 13</a>	5.5	16	16	26	26.5	0.017
	G3/8	<a href="#">3198 10 17</a>	5.5	20	16	24	26.5	0.020
	G1/2	<a href="#">3198 10 21</a>	7.5	24	16	24	26.5	0.029
12	G1/4	<a href="#">3198 12 13</a>	5.5	16	19	29	31	0.021
	G3/8	<a href="#">3198 12 17</a>	5.5	20	19	27	31	0.024
	G1/2	<a href="#">3198 12 21</a>	7	24	19	27	31	0.033
14	G3/8	<a href="#">3198 14 17</a>	5.5	20	22	32.5	35.5	0.036
	G1/2	<a href="#">3198 14 21</a>	7	24	22	27	35.5	0.036
16	G3/8	<a href="#">3198 16 17</a>	7.5	27	27	54.5	38.5	0.121
	G1/2	<a href="#">3198 16 21</a>	9	27	27	54.5	38.5	0.117

The body swivels for positioning purposes.

## 3103 Stud Run Tee, BSPT Thread



Technical polymer, nickel-plated brass, NBR



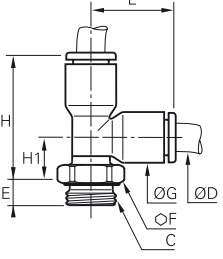


ØD	C		F	G	H	H1	L	kg
4	R1/8	<a href="#">3103 04 10</a>	10	8.5	23.5	9	14.5	0.006
	R1/4	<a href="#">3103 04 13</a>	14	8.5	24	9.5	14.5	0.015
6	R1/8	<a href="#">3103 06 10</a>	10	10.5	27.5	10	17.5	0.007
	R1/4	<a href="#">3103 06 13</a>	14	10.5	28	10.5	17.5	0.016
8	R1/8	<a href="#">3103 08 10</a>	10	13.5	35	12	23	0.009
	R1/4	<a href="#">3103 08 13</a>	14	13.5	34	11	23	0.015
	R3/8	<a href="#">3103 08 17</a>	17	13.5	34	11	23	0.020
10	R1/4	<a href="#">3103 10 13</a>	15	16	40.5	14	26.5	0.017
	R3/8	<a href="#">3103 10 17</a>	17	16	40.5	14	26.5	0.022
	R1/2	<a href="#">3103 10 21</a>	21	16	40.5	14	26.5	0.033
12	R1/4	<a href="#">3103 12 13</a>	15	19	46.5	15.5	31	0.028
	R3/8	<a href="#">3103 12 17</a>	17	19	46.5	15.5	31	0.026
	R1/2	<a href="#">3103 12 21</a>	21	19	46.5	15.5	31	0.037
14	R3/8	<a href="#">3103 14 17</a>	20	22	55	19.5	35.5	0.037
	R1/2	<a href="#">3103 14 21</a>	24	22	52.5	17.5	35.5	0.048
16	R3/8	<a href="#">3103 16 17</a>	27	27	78	27	38.5	0.126
	R1/2	<a href="#">3103 16 21</a>	27	27	78	27	38.5	0.124

Pre-coated thread  
The body swivels for positioning purposes.



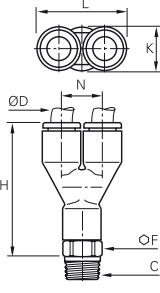
# Stud Fittings

## 3193 Stud Run Tee, Male BSPP and Metric Thread

	Technical polymer, nickel-plated brass, NBR			ØD	C	E	F	G	H	H1	L	kg		
				4	M5x0.8	3193 04 19	3.5	8	8.5	26	11.5	14.5	0.003	
					G1/8	3193 04 10	5	13	8.5	23	8.5	14.5	0.006	
					G1/4	3193 04 13	5.5	16	8.5	23	8.5	14.5	0.011	
					6	M5x0.8	3193 06 19	3.5	8	10.5	29.5	12.5	17.5	0.004
						G1/8	3193 06 10	5	13	10.5	27	10	17.5	0.007
					G1/4	3193 06 13	5.5	16	10.5	27	10	17.5	0.012	
					8	G1/8	3193 08 10	4.5	13	13.5	36.5	14	23	0.011
						G1/4	3193 08 13	5.5	16	13.5	34.5	12	23	0.014
					G3/8	3193 08 17	5.5	20	13.5	34.5	12	23	0.019	
					10	G1/4	3193 10 13	5.5	16	16	42	15.5	26.5	0.017
						G3/8	3193 10 17	5.5	20	16	40.5	14	26.5	0.020
					G1/2	3193 10 21	7.5	24	16	40.5	14	26.5	0.029	
					12	G1/4	3193 12 13	5.5	16	19	48	17	31	0.021
						G3/8	3193 12 17	5.5	20	19	46.5	15.5	31	0.024
					G1/2	3193 12 21	7	24	19	46.5	15.5	31	0.038	
					14	G3/8	3193 14 17	5.5	20	22	56.5	21.5	35.5	0.107
						G1/2	3193 14 21	7	24	22	51	16	35.5	0.120
					16	G3/8	3193 16 17	7.5	27	27	79.5	41	38.5	0.121
						G1/2	3193 16 21	9	27	27	79.5	41	38.5	0.117



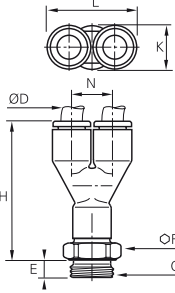
The body swivels for positioning purposes.

## 3148 Y Piece, Male BSPT Thread

	Technical polymer, nickel-plated brass, NBR			ØD	C	F	H	K	L	N	kg		
				4	R1/8	3148 04 10	10	32.5	8.5	17.5	9	0.010	
					R1/4	3148 04 13	14	33	8.5	17.5	9	0.019	
					6	R1/8	3148 06 10	10	39.5	10.5	21.5	11	0.011
						R1/4	3148 06 13	14	40	10.5	21.5	11	0.021
					R1/8	3148 08 10	13	56.5	13.5	28	14.5	0.020	
					8	R1/4	3148 08 13	14	55.5	13.5	28	14.5	0.025
						R3/8	3148 08 17	16	48.5	13.5	28	14.5	0.034
					R1/4	3148 10 13	14	60	19	39	20	0.033	
					10	R3/8	3148 10 17	16	60.5	19	39	20	0.042
						R1/2	3148 10 21	24	61	19	39	20	0.062
					12	R3/8	3148 12 17	19	66	19	39	20	0.054
						R1/2	3148 12 21	21	66	19	39	20	0.059

Pre-coated thread  
The body swivels for positioning purposes.


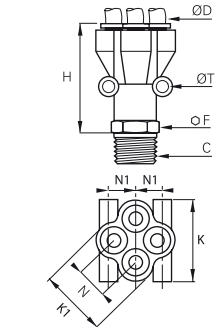

## 3158 Y Piece, Male BSPP and Metric Thread

	Technical polymer, nickel-plated brass, NBR			ØD	C	E	F	H	K	L	N	kg		
				4	M5x0.8	3158 04 19	3.5	8	32.5	8.5	17.5	9	0.006	
					G1/8	3158 04 10	5	13	32	8.5	17.5	9	0.009	
					G1/4	3158 04 13	5.5	16	32.5	8.5	17.5	9	0.014	
					6	M5x0.8	3158 06 19	3.5	10	39.5	10.5	21.5	11	0.009
						G1/8	3158 06 10	5	13	39	10.5	21.5	11	0.012
					G1/4	3158 06 13	5.5	16	39.5	10.5	21.5	11	0.017	
					8	G1/8	3158 08 10	5	13	49	13.5	28	14.5	0.020
						G1/4	3158 08 13	5.5	16	49.5	13.5	28	14.5	0.023
					G3/8	3158 08 17	6	19	48	13.5	28	14.5	0.030	
					10	G1/4	3158 10 13	5.5	16	58	16	33	17	0.031
						G3/8	3158 10 17	6	20	57.5	16	33	17	0.039
					G1/2	3158 10 21	7	24	58	16	33	17	0.053	
					12	G3/8	3158 12 17	6	20	62	19	39	20	0.044
						G1/2	3158 12 21	7	24	63	19	39	20	0.049

The body swivels for positioning purposes.


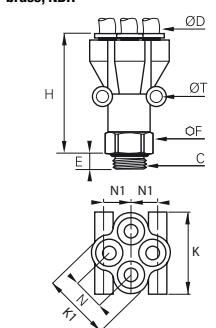

# Stud Fittings

## 3112 Double Y Piece, Male BSPT Thread

	<p>Technical polymer, nickel-plated brass, NBR</p> 	<b>ØD</b>	<b>C</b>		<b>F</b>	<b>H</b>	<b>K</b>	<b>K1</b>	<b>N</b>	<b>N1</b>	<b>ØT</b>	<b>kg</b>
		4	R1/8	<a href="#">3112 04 10</a>	13	41.5	25.5	21	10	8.5	3.7	0.023
			R1/4	<a href="#">3112 04 13</a>	14	43.5	25.5	21	10	8.5	3.7	0.027
		6	R1/8	<a href="#">3112 06 10</a>	19	54.5	31.5	26.5	12	10	3.7	0.041
	R1/4	<a href="#">3112 06 13</a>	19	57.5	31.5	26.5	12	10	3.7	0.047		


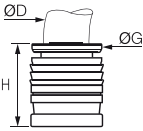

Pre-coated thread  
The body swivels for positioning purposes.

## 3132 Double Y, Male BSPP Thread


	<p>Technical polymer, nickel-plated brass, NBR</p> 	<b>ØD</b>	<b>C</b>		<b>E</b>	<b>F</b>	<b>H</b>	<b>K</b>	<b>K1</b>	<b>N</b>	<b>N1</b>	<b>ØT</b>	<b>kg</b>
		4	G1/8	<a href="#">3132 04 10</a>	5	13	41	25.5	21	10	8.5	3.7	0.025
			G1/4	<a href="#">3132 04 13</a>	5.5	16	40	25.5	21	10	8.5	3.7	0.025
		6	G1/8	<a href="#">3132 06 10</a>	5	19	53.5	31.5	26.5	12	10	3.7	0.040
	G1/4	<a href="#">3132 06 13</a>	5.5	19	52.5	31.5	26.5	12	10	3.7	0.045		

The body swivels for positioning purposes.


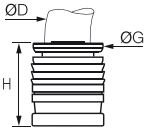

## 3100 Carstick® Cartridge

	<p>Brass, NBR</p> 	<b>ØD</b>		<b>G</b>	<b>G1</b>	<b>H</b>	<b>L</b>	<b>kg</b>
		4	<a href="#">3100 04 00</a>	8	11	10	554	0.001
		6	<a href="#">3100 06 00</a>	10	14.5	11.5	629	0.002
		8	<a href="#">3100 08 00</a>	13	15	15	794	0.002
		10	<a href="#">3100 10 00</a>	15.5	19.5	17	930	0.005
		12	<a href="#">3100 12 00</a>	19.5	21	19.5	1038	0.010


50 cartridges per Carstick®  
Cavity dimensions are available in chapter 2.



## 3100 Carstick® Cartridge

	<p>Nickel-plated brass, NBR</p> 	<b>ØD</b>		<b>G</b>	<b>G1</b>	<b>H</b>	<b>L</b>	<b>kg</b>
		1/8	<a href="#">3100 53 00 99</a>	7	10	9	508	0.002
		1/4	<a href="#">3100 56 00 99</a>	10.5	14.5	12	600	0.003
		3/8	<a href="#">3100 60 00 99</a>	15.5	19	16.5	930	0.006


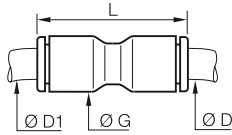

50 cartridges per Carstick®  
Cavity dimensions are available in chapter 2.



Other products are available upon request; please do not hesitate to consult us.


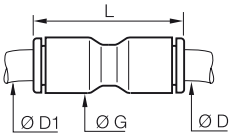

# Tube-to-Tube Fittings

## 3106 Equal and Unequal Tube-to-Tube Connector


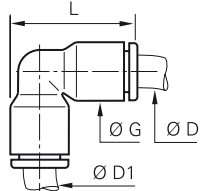

	Technical polymer, NBR  	<b>ØD</b>	<b>ØD1</b>		<b>G</b>	<b>L</b>	<b>kg</b>
		3	3	<a href="#">3106 03 00</a>	8.5	25	0.002
			4	<a href="#">3106 03 04</a>	8.5	25	0.002
			1/4	<a href="#">3106 04 56</a>	11	29.5	0.010
		4	4	<a href="#">3106 04 00</a>	8.5	25	0.001
			6	<a href="#">3106 04 06</a>	11	28	0.002
			8	<a href="#">3106 04 08</a>	13.5	38	0.005
			1/4	<a href="#">3106 06 56</a>	13.5	36	0.009
		6	6	<a href="#">3106 06 00</a>	10.5	28.5	0.002
			8	<a href="#">3106 06 08</a>	13.5	38	0.005
			10	<a href="#">3106 06 10</a>	16	42	0.007
		8	8	<a href="#">3106 08 00</a>	13.5	38	0.004
			10	<a href="#">3106 08 10</a>	16	42	0.008
			12	<a href="#">3106 08 12</a>	19	50.5	0.026
		10	10	<a href="#">3106 10 00</a>	16	42	0.006
			12	<a href="#">3106 10 12</a>	19	50.5	0.022
			1/2	<a href="#">3106 12 62</a>	22	56.5	0.024
		12	12	<a href="#">3106 12 00</a>	19	50.5	0.009
			14	<a href="#">3106 12 14</a>	22	56	0.026
			16	<a href="#">3106 12 16</a>	27	61	0.066
14	14	<a href="#">3106 14 00</a>	22	56	0.014		
16	16	<a href="#">3106 16 00</a>	27	60.5	0.041		

## 3106 Equal and Unequal Tube-to-Tube Connector

Inch


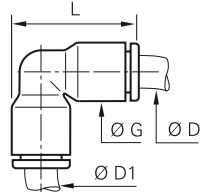

	Technical polymer, NBR  	<b>ØD</b>	<b>ØD1</b>		<b>G</b>	<b>L</b>	<b>kg</b>
		1/4	1/4	<a href="#">3106 56 00</a>	10.9	29.5	0.002
			3/8	<a href="#">3106 60 00</a>	16	42	0.006
		3/8	10	<a href="#">3106 60 10</a>	12	50.5	0.029
			1/4	<a href="#">3106 60 56</a>	16	41	0.016
		1/2	1/2	<a href="#">3106 62 00</a>	22	55	0.015
		5/32" (4 mm) and 5/16" (8 mm) also available					

## 3102 Equal and Unequal Elbow

	Technical polymer, NBR  	<b>ØD</b>	<b>ØD1</b>		<b>G</b>	<b>L</b>	<b>kg</b>
		4	4	<a href="#">3102 04 00</a>	8.5	19	0.001
			6	<a href="#">3102 04 06</a>	10.5	22.5	0.004
		6	6	<a href="#">3102 06 00</a>	10.5	22.5	0.002
			8	<a href="#">3102 06 08</a>	13.5	29.5	0.009
		8	8	<a href="#">3102 08 00</a>	13.5	29.5	0.004
			10	<a href="#">3102 08 10</a>	16	34.5	0.031
			10	<a href="#">3102 10 00</a>	16	34.5	0.006
		10	12	<a href="#">3102 10 12</a>	19	40.5	0.022
			12	<a href="#">3102 12 00</a>	19	40.5	0.010
		14	14	<a href="#">3102 14 00</a>	22	46.5	0.015
		16	16	<a href="#">3102 16 00</a>	27	52	0.043

## 3102 Equal Elbow


Inch

	Technical polymer, NBR  	<b>ØD</b>	<b>ØD1</b>		<b>G</b>	<b>L</b>	<b>kg</b>
		1/4	1/4	<a href="#">3102 56 00</a>	11	23.5	0.002
		3/8	3/8	<a href="#">3102 60 00</a>	16	34	0.006
		1/2	1/2	<a href="#">3102 62 00</a>	22	35	0.018
5/32" (4 mm) and 5/16" (8 mm) also available							

# Tube-to-Tube Fittings

**3104**


Equal and Unequal Tee

ØD	ØD1		Technical polymer, NBR			
			G	H	L/2	kg
3	3	<a href="#">3104 03 00</a>	8.5	19	14.5	0.004
4	4	<a href="#">3104 04 00</a>	8.5	19	14.5	0.002
	6	<a href="#">3104 04 06</a>	10.5	22.5	17.5	0.007
6	4	<a href="#">3104 06 04</a>	10.5	22.5	17.5	0.005
	6	<a href="#">3104 06 00</a>	10.5	22.5	17.5	0.003
8	8	<a href="#">3104 06 08</a>	13.5	29.5	23	0.015
	4	<a href="#">3104 08 04</a>	13.5	29	22.5	0.114
8	6	<a href="#">3104 08 06</a>	13.5	29.5	23	0.010
	8	<a href="#">3104 08 00</a>	13.5	29.5	23	0.006
10	10	<a href="#">3104 08 10</a>	16	34.5	26.5	0.021
	4	<a href="#">3104 10 04</a>	16	39	31	0.027
10	8	<a href="#">3104 10 08</a>	16	34.5	26.5	0.014
	10	<a href="#">3104 10 00</a>	16	34.5	26.5	0.009
12	12	<a href="#">3104 10 12</a>	19	40.5	31	0.036
	4	<a href="#">3104 12 04</a>	19	39	31	0.034
12	10	<a href="#">3104 12 10</a>	19	40.5	31	0.024
	12	<a href="#">3104 12 00</a>	19	40.5	31	0.014
14	8	<a href="#">3104 14 08</a>	22	46	35.5	0.054
	14	<a href="#">3104 14 00</a>	22	46	35.5	0.023
16	12	<a href="#">3104 16 12</a>	27	52.5	39	0.088
	16	<a href="#">3104 16 00</a>	27	52	39	0.063

**3104**

Equal and Unequal Tee


Inch

ØD	ØD1		Technical polymer, NBR			
			G	H	L/2	kg
5/32	1/4	<a href="#">3104 04 56</a>	11	23.5	18	0.014
1/8	1/8	<a href="#">3104 53 00</a>	8.4	19	14.5	0.003
	1/4	<a href="#">3104 53 56</a>	11	23.5	18	0.011
3/16	3/16	<a href="#">3104 55 00</a>	10.9	27.2	21.6	0.015
1/4	5/32	<a href="#">3104 56 04</a>	11	23.5	18.5	0.014
	1/4	<a href="#">3104 56 00</a>	11	23	24	0.003
1/4	1/8	<a href="#">3104 56 53</a>	11	23.5	18.5	0.007
	3/8	<a href="#">3104 56 60</a>	16	33.5	24.5	0.017
3/8	1/4	<a href="#">3104 60 56</a>	16	32.5	25.5	0.019
	1/2	<a href="#">3104 60 62</a>	22	46	35	0.070
3/8	3/8	<a href="#">3104 60 00</a>	16	34	26	0.009
	1/2	<a href="#">3104 62 00</a>	22	46	35	0.026
1/2	1/4	<a href="#">3104 62 56</a>	22.1	45.2	35.3	0.021
	3/8	<a href="#">3104 62 60</a>	22	46	35	0.060

5/32" (4 mm) and 5/16" (8 mm) also available

**3140**

Equal and Unequal Single Y Piece

ØD	ØD1		Technical polymer, NBR				
			H	K	L	N	kg
4	4	<a href="#">3140 04 00</a>	17.5	8.5	28.5	9	0.002
	6	<a href="#">3140 04 06</a>	17.5	10.5	33	9	0.003
6	6	<a href="#">3140 06 00</a>	21.5	10.5	35	11	0.003
	8	<a href="#">3140 06 08</a>	22.5	13.5	41	11.5	0.005
8	8	<a href="#">3140 08 00</a>	28	13.5	45	14.5	0.007
	10	<a href="#">3140 08 10</a>	28	16	47	14.5	0.011
10	10	<a href="#">3140 10 00</a>	33	16	53	17	0.010
	12	<a href="#">3140 10 12</a>	33	19	57	17	0.018
12	12	<a href="#">3140 12 00</a>	39	19	57	17	0.028

## COMPRESSED AIR FILTER - MINI

(G1/8 , G1/4) (6702 Series)

### FEATURES

- Transair Mini Series Air Filter provides effective liquid and solid separation.
- Aluminium alloy diecast body, powder-coated for longer life.
- Threaded Transparent Polycarbonate bowl.
- Manual-drain has finger-operated plunger for easy draining.
- Also optional metal (non-transparent) bowl.

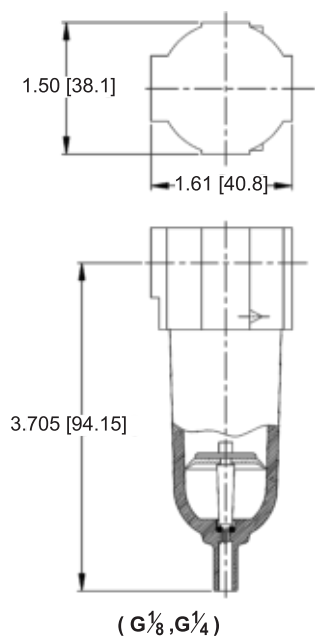


Size	Flow (dm <sup>3</sup> /s)	Element (um)	Drain	Bowl	Model
G1/8	44 scfm (21 dm <sup>3</sup> /sec)	40	Manual	Transparent	6702 00 10 02
			Manual	Metal	6702 00 10 02 MB
G1/4	44 scfm (21 dm <sup>3</sup> /sec)	40	Manual	Transparent	6702 00 13 02
			Manual	Metal	6702 00 13 02 MB

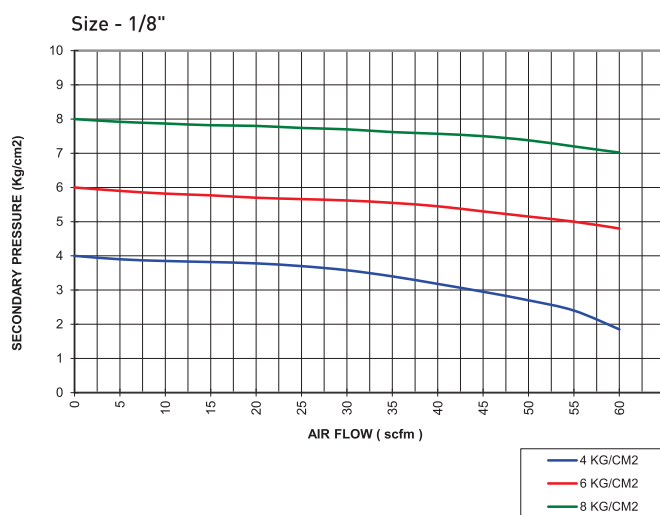
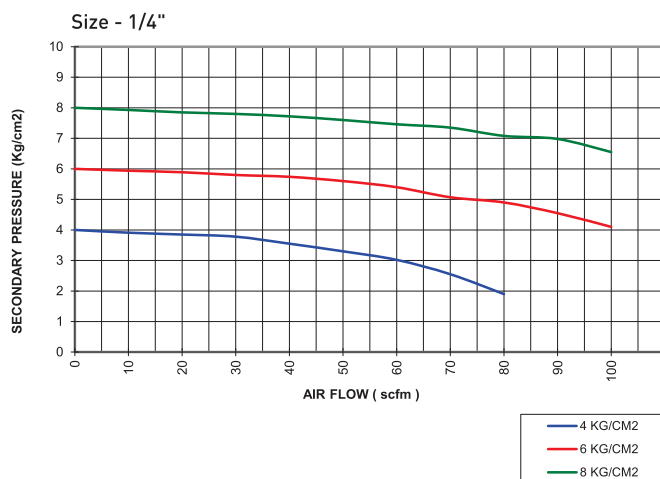
PARAMETERS	SPECIFICATIONS
Pipe Threads	G 1/8, 1/4 Parallel (F) - Standard
Filter Element Size	40 micron
Element Material	Plastic (Polypropylene) - Standard
	Sintered Bronze - Optional
Body Material	Aluminium Alloy die-cast
Bowl Material	Transparent Polycarbonate - Standard
	Metal Zinc diecast - Optional
Maximum Inlet Pressure	with PC Bowl : 150 psig (10.5 bar)
	with Metal Bowl : 250 psig (17.5 bar)
Maximum Operating Temperature (ambient)	with PC Bowl : 50° C (125° F)
	with Metal Bowl : 80° C (175° F)
Standard Nominal Flow Rate at 6 bar (87 psi) supply pressure and 1 bar (14.5 psi) pressure drop	G 1/8 : 44 scfm (21 dm <sup>3</sup> / sec) CV(0.80)
	G 1/4 : 44 scfm(21 dm <sup>3</sup> /sec) CV(0.80)
Drain	Manual - Standard
	Automatic - Optional (operates only when flow change occurs)

COMPRESSED AIR FILTER - MINI  
(G1/8 , G1/4) (6702 Series)

Dimension (mm)



Flow Characteristic



## COMPRESSED AIR FILTER - STANDARD

(G1/4 , G1/2, G3/8) (6702 Series)

### FEATURES

- Transair Standard range general purpose Filter removes upto 99% of the liquid water
- Design of the filter element gives both surface and depth filtration for cleaner air.
- Choice of elements, bowls drains to suit all applications.

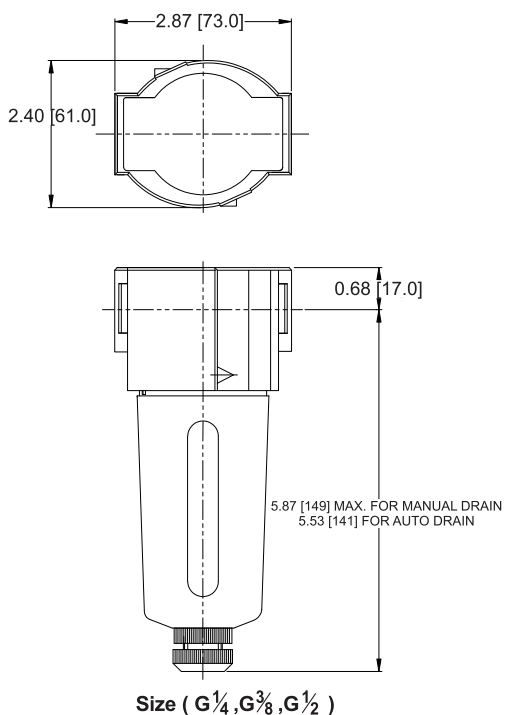


Size	Flow (dm <sup>3</sup> /s)	Element (um)	Drain	Bowl	Model
G 1/4	80 scfm (38 dm <sup>3</sup> /sec)	40	Manual	Transparent	6702 00 13
G 3/8	160 scfm (75 dm <sup>3</sup> /sec)	40	Manual	Transparent	6702 00 17
G 1/2	240 scfm (113 dm <sup>3</sup> /sec)	40	Manual	Transparent	6702 00 21

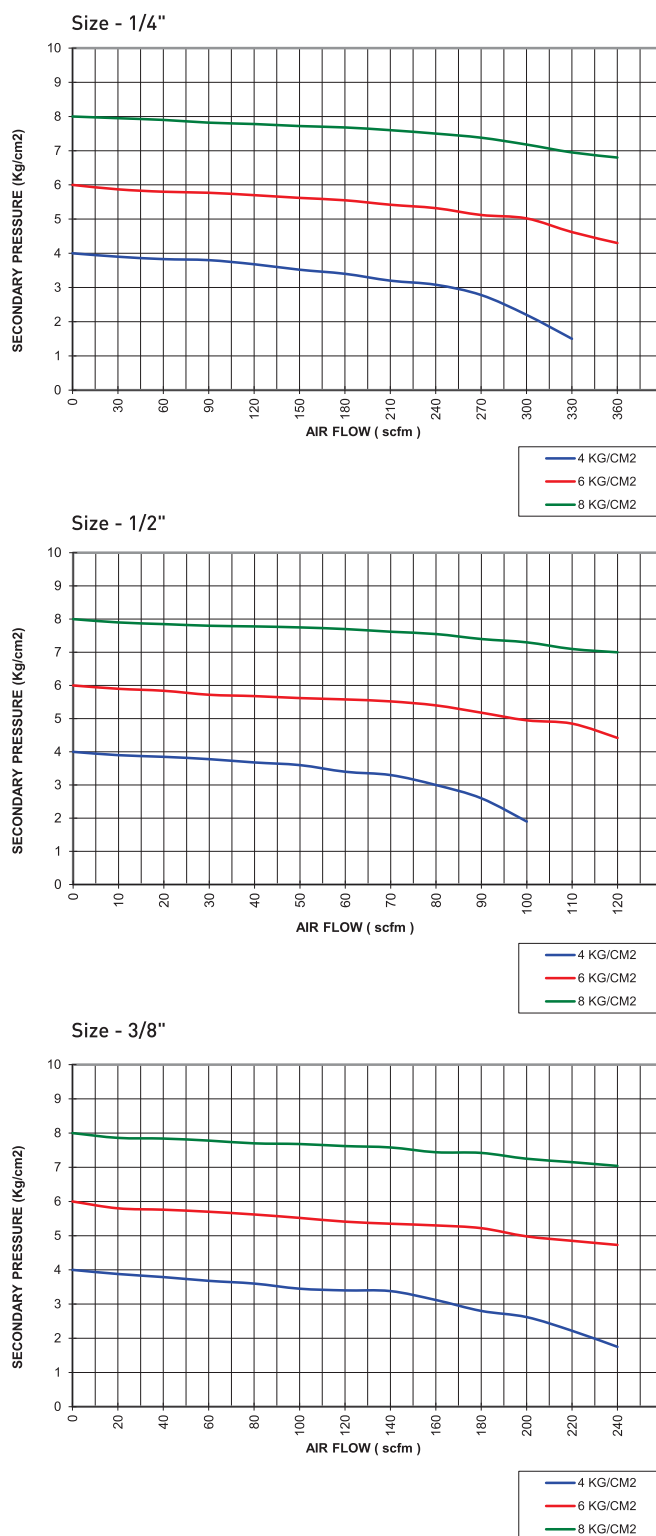
PARAMETERS	SPECIFICATIONS	
Pipe Threads	G 1/4, 3/8, 1/2 Parallel (F)	- Standard
Filter Element Size	40 micron	
Element Material	Plastic (Polypropylene)	- Standard
	Sintered Bronze	- Optional
Body Material	Al. Alloy die cast	
Bowl Material	Transparent Polycarbonate with bowl guard	- Standard
	Al. Alloy Metal with sight glass	- Optional
Maximum inlet Pressure	with PC Bowl : 150 psig (10.5 bar)	
	with Metal Bowl : 250 psig (17.5 bar)	
Maximum Operating Temperature (ambient)	with PC Bowl : 50° C (125° F)	
	with Metal Bowl : 80° C (175° F)	
Standard Nominal Flow Rate At 6 bar (87 PSI) supply pressure and 1 bar (14.5 PSI) Pressure drop	G 1/4 : 80 scfm (38 dm <sup>3</sup> /sec) CV(1.50)	
	G 3/8 : 160 scfm (75 dm <sup>3</sup> /sec) CV(3.00)	
	G 1/2 : 240 scfm (113 dm <sup>3</sup> /sec) CV(4.50)	
Drain	Manual	- Standard
	Automatic	- Optional

# COMPRESSED AIR FILTER - STANDARD (G1/4 , G1/2, G3/8) (6702 Series)

## Dimension (mm)



## Flow Characteristic



## COMPRESSED AIR FILTER-LARGE (G3/4 , G1) (6702 Series)

### FEATURES

- Trainsair Large range general purpose Filter removes upto 99% of the liquid water
- Design of the filter element gives both surface and depth filtration for cleaner air.
- Choice of elements, bowls and drains to suit all applications.

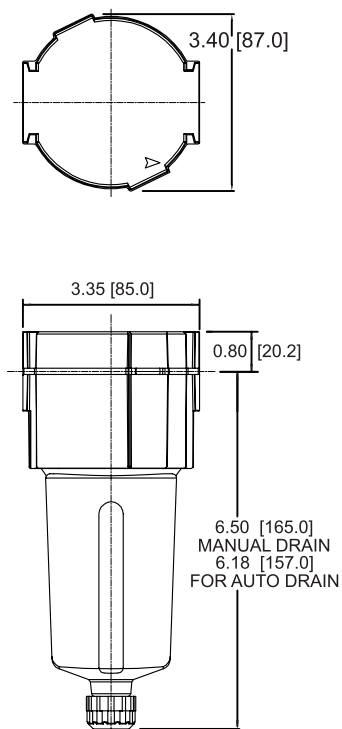


Size	Flow (dm <sup>3</sup> /s)	Element (um)	Drain	Bowl	Model
G 3/4	440 scfm (207 dm <sup>3</sup> /sec)	40	Manual	Transparent	6702 00 27
G 1	440 scfm (207 dm <sup>3</sup> /sec)	40	Manual	Transparent	6702 00 34

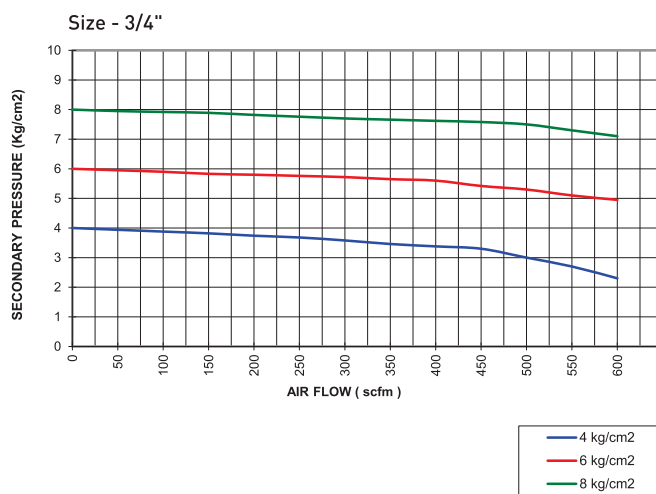
PARAMETERS	SPECIFICATIONS
Pipe Threads	G 3/4, 1 Parallel (F) - Standard
Filter Element Size	40 micron
Element Material	Plastic (Polypropylene) - Standard Sintered Bronze - Optional
Body Material	Al. Alloy Die-cast
Bowl Material	Transparent Polycarbonate with bowl guard - Standard Al. Alloy Metal with sight glass - Optional
Maximum inlet Pressure	with PC Bowl : 150 psig (10.5 bar) with Metal Bowl : 250 psig (17.5 bar)
Maximum Operating Temperature (ambient)	with PC Bowl : 50° C (125° F) with Metal Bowl : 80° C (175° F)
Standard Nominal Flow Rate At 6 bar (87 PSI) supply pressure and 1 bar (14.5 PSI) Pressure drop	G 3/4 : 440 scfm (207 dm <sup>3</sup> /sec) CV(8.3) G 1 : 440 scfm (207 dm <sup>3</sup> /sec) CV(8.3)
Drain	Manual - Standard Automatic - Optional

# COMPRESSED AIR FILTER -LARGE (G3/4 , G1") (6702 Series)

## Dimension (mm)



## Flow Characteristic



## AIR PRESSURE REGULATOR-MINI

(G1/8, G1/4) 6701 Series

## FEATURES

- Mini Series Pressure Regulator Diaphragm operated.
- Non-rising adjusting knob with "Snap-Action Lock" for locking positively the pressure setting.
- Plastic bonnet threaded for panel mounting. Aluminium Pressure Die Cast Body. Powder-coated for longer life.

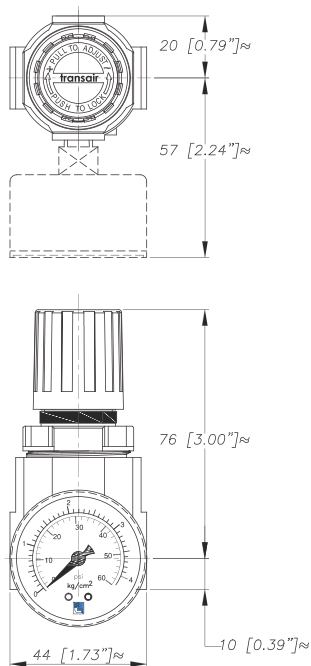


Size	Flow (dm <sup>3</sup> /s)	Range	Operation	Model
G 1/8	17.5 scfm (8 dm <sup>3</sup> /sec)	10 -100 psi	Relieving	6701 00 10 02
G 1/4	19 scfm (9 dm <sup>3</sup> /sec)	10 -100 psi	Relieving	6701 00 13 02

PARAMETERS	SPECIFICATIONS	
Pipe Threads	G 1/8, 1/4 Parallel (F) - Standard	
Type	Relieving diaphragm - Standard Non-Relieving diaphragm - Optional	
Body Material	Aluminium Alloy die-cast	
Adjustment	Non-rising plastic knob	
Maximum Inlet Pressure	250 psig (17.5 bar)	
Max. Operating Temp. (ambient)	80° C	
Regulated secondary outlet pressure (spring range) and recommended Pressure gauge ranges available in psi (bar).	Spring Range	Gauge Range
	1-10 psi (0.07 - 0.7 bar)	0-30 psi (0 to 2.5 bar)
	3-30 psi (0.21 - 2.10 bar)	0-30 psi (0 to 2.5 bar)
	5-50 psi (0.35 - 3.50 bar)	0-60 psi (0 to 4.0 bar)
	10-100 psi (0.70 - 7.0 bar)	0-150 psi (0 to 10.0 bar)
	15-150 psi (1.00 - 10.0 bar)	0-220 psi (0 to 16.0 bar)
Gauge size	40 mm OD	
Gauge Port size	Rc 1/8 BSPT <sub>r</sub> .	
Gauge connection	Back	
Standard Nominal Flow rate at 10 bar(150 PSI)	G 1/8	: 17.5 scfm (8 dm <sup>3</sup> /sec) CV(0.30)
Inlet pressure 6 bar(87 PSI) set pressure and a drop of 1 bar (14.5 PSI) from set	G 1/4	: 19 scfm (9 dm <sup>3</sup> /sec) CV(0.35)
Mounting Bracket	Optional	
Panel mounting	Available as Standard	

**AIR PRESSURE REGULATOR-MINI**  
 (G1/8, G1/4) 6701 Series

Dimension (mm)



Flow Characteristic

